


WINCO[®] GENERATORS

Rugged Steel Design.


Engineered and built tough with steel and powder coat paint.



Honda Commercial Engine.



Brushless Industrial Genend.



HPS12000HE-03/A HPS12000HE-03/B 10,800 RUNNING WATTS



An American Company.

We produce our products in our 200,000ft² facility located in Le Center, Minnesota, equipped with modern engineering, fabrication and assembly capabilities.



Tri-Fuel

Designed to easily run and transition between three fuel sources; LP, Natural Gas, and Gasoline.



TÜV & EPA CERTIFIED

We take the time to engineer our products to have the certification you need.

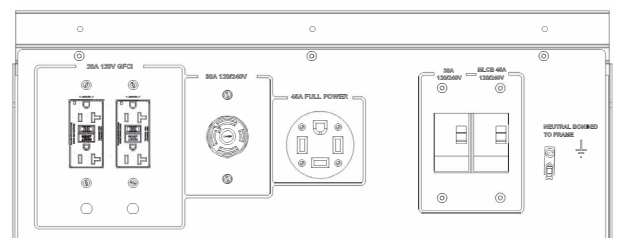


15 Gallon Fuel Tank

The EPA approved steel fuel tank design eliminates hydrocarbon emissions.



Receptacle Panel



SPECIFICATIONS

ELECTRICAL

FUEL SOURCE	STARTING WATTS	RUNNING WATTS	AMPS @ 120V	AMPS @ 240V
GASOLINE	12,000	10,800	90	45
LP	10,800	9,720	81	40.5
NG	9,600	8,640	72	36

ENGINE

ENGINE BRAND	HONDA
ENGINE MODEL	GX630
ENGINE STARTER	ELECTRIC
ENGINE SPEED	3600 RPM
ENGINE CYLINDERS	V-TWIN
DISPLACEMENT/TYPE	688 CC / OHV
FREQUENCY REGULATION ⁽¹⁾	+/- 3%
LOW OIL PROTECTION	STANDARD
RECOMMENDED OIL ⁽²⁾	10W-30
OIL CAPACITY	1.7 QT
FUEL TANK	15 GAL
FUEL GAUGE	YES
FULL LOAD RUN TIME ⁽³⁾	9.1 HOURS
FUEL CONSUMPTION	
GASOLINE 100% LOAD	1.67 GAL/HR
NATURAL GAS 100% LOAD	200 FT ³ /HR - 204,000 BTU/HR
LP GAS 100% LOAD	2.2 GAL/HR - 201,304 BTU/HR
BATTERY SIZE ⁽⁴⁾	12V U1 300CCA

NOTES: (1) Steady state frequency regulation. (2) The recommended oil is for normal applications. See operator's manual for the recommended oil for your needs. (3) Run time is estimated using gasoline. (4) Battery not included.

GENSET

MOTOR STARTING (CODE G)	3.5 HP
DBA @ 7 METERS	78
TOTAL HARMONIC DISTORTION	< 6%
VOLTAGE REGULATION	CAPACITOR +/- 5%
BONDED NEUTRAL	YES
120 VOLT RECEPTACLES	(2) NEMA 5-20 20A
120/240 VOLT RECEPTACLES	(1) NEMA L14-30R 30A (1) NEMA 14-60 60A
MAIN CIRCUIT BREAKER	45 AMP, 240V
4-WHEEL DOLLY KIT	STANDARD
INSULATION	CLASS H
PROTECTIVE ROLL FRAME	1.25" DIA. 14 GA. STEEL
ASSEMBLED IN	USA
EPA APPROVED	YES
CARB APPROVED	NO
TÜV CERTIFICATION	CSA
UNIT WARRANTY ⁽¹⁾	3 YEARS RESIDENTIAL

NOTES: (1) For more generator warranty, see operator's manual.

SHIPPING

SHIPPING DIMENSIONS (L x W x H)	50" x 27" x 35"
SHIP WEIGHT	456 LBS
FREIGHT CLASS	70

OPTIONAL ACCESSORIES

COVER	45" x 32" x 30"
60A PLUG	300137
BATTERY	12V U1 300 CCA
MAINTENANCE KIT	16200-005
MANUAL TRANSFER SWITCH	XRK0606D



Specifications are subject to change without notice.

