



P: 800.961.7370
www.solerpalau-usa.com

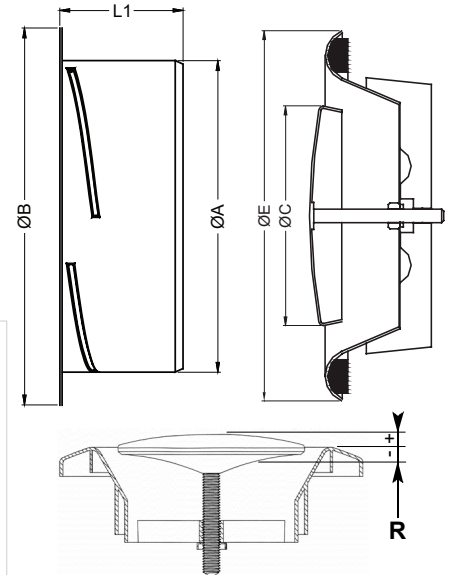
BOC - Interior Air Valve Metal



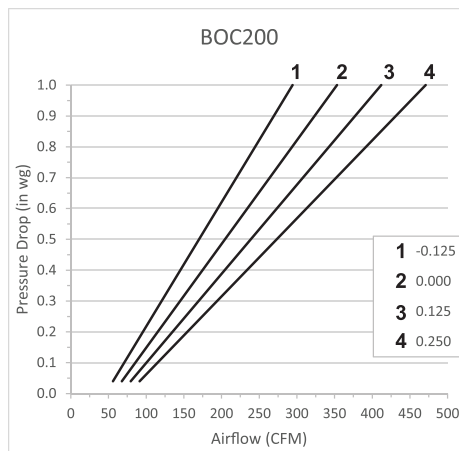
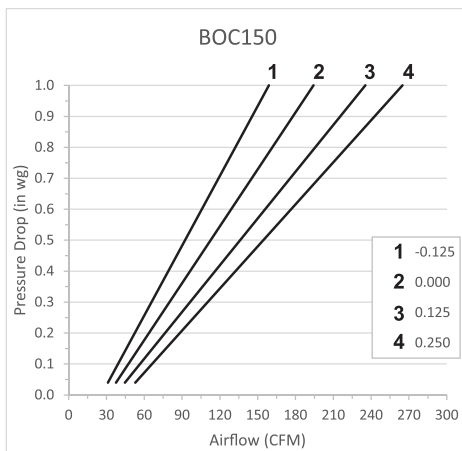
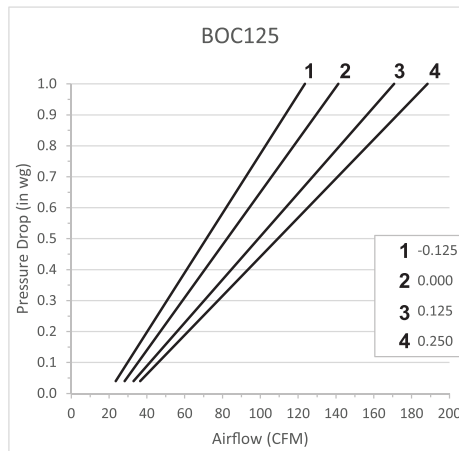
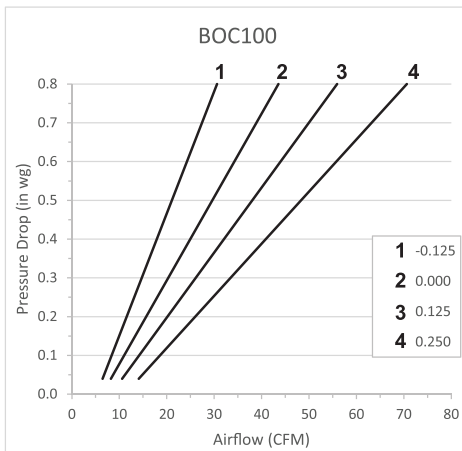
Painted galvanized metal air exhaust/intake valves for dwelling and commercial applications. All models offer an adjustable central valve to regulate the airflow. They can be used in heating, air conditioning and ventilation systems.

Dimensions (inches)

Model	Airflow (CFM)	ØA	ØB	ØC	ØE	L1
BOC-100	5 - 70	4	4-7/8	2-7/8	5-3/8	1-7/8
BOC-125	25 - 190	4-7/8	5-7/8	3-7/8	6-3/8	1-7/8
BOC-150	30 - 265	6-1/4	7-1/4	5	8-5/8	2-3/8
BOC-200	55 - 470	7-7/8	8-7/8	6-1/8	9-3/4	3



The above figure indicates the adjustment screw setting value in inches, (1-4 below).



For more information contact us at www.solerpalau-usa.com or 1.800.961.7370 for additional submittal drawings.

Soler & Palau will not be responsible for fabrication changes or errors resulting from customer use of a non-current submittal drawing.