

Submittal Data

premierSchwank STS Series

Positive pressure single-stage series gas fired infrared tube heaters

Project

Schwank models #

Fuel

Date submitted

Features

Approvals / Certificates

UL Certification.

Warranty; 5-year tube & burner cup,
2-year components.

Burner/Motor

Housing: The clam shell, provides access from the 2 sides, end, and bottom.

Head: Incorporates steel burner head.

Pre-installed igniter and status indicator lights.

Transformer

120/24VAC; 20VA

Safety Switch

Two separate air pressure switches sense adequate combustion air and blocked flue.

Electrical Cord

4' length 16/3 electrical supply cord with 3 pin grounded plug.

Gas connection included

USA: Flexible stainless steel gas connector required by code: supplied with burner.

CANADA: Type 1 gas hose connector required by code: supplied with burner.

Combination Gas Valve

Honeywell 24 Volt.

Natural Gas: 3.5" W.C. Manifold
Propane: 10" W.C. Manifold.

Reflector

26 GA. The aluminized steel reflector extends below the bottom of the tube surface. Reflectors are closed at the start and end of each straight run of tubes by means of end plate hangers.

Controls/Thermostat

Factory ready for 24VAC or 120VAC control. Schwank TruTemp 24V setback thermostat with radiant & ambient sensors and automatic unoccupied setback mode.

ThermoControlPlus.

24V Digital thermostat. Note: Multiple heaters per 24V thermostat require relay control center kit.



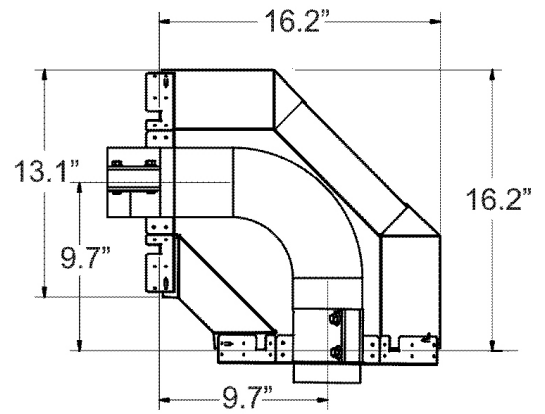
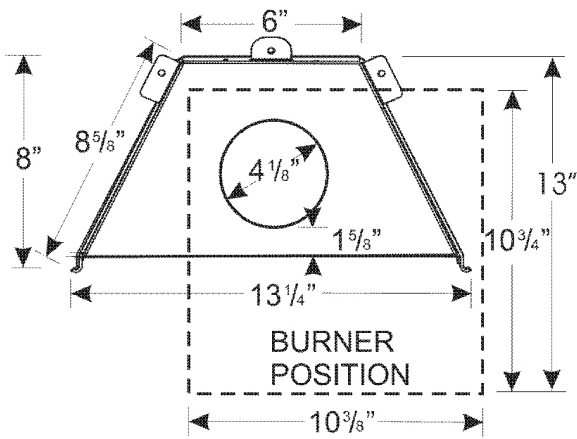
Read the
I&O Manual

Performance

Tag	Qty	Model	Total Heater Length	Input (BTU/HR)	Turbulator Length	Line Pressure NG/LP	Manifold Pressure NG/LP	Flue & Air Vents	Shipping Weight (lbs.)
		STS-JZ-200-70	69' 8"		40" + 72"				324 Lbs
		STS-JZ-200-60	60' 0"	200,000	40" + 72"			5"	282 Lbs
		STS-JZ-200-50	50' 4"		40" + 72"				239 Lbs
		STS-JZ-175-70	69' 8"		40" + 72"				324 Lbs
		STS-JZ-175-60	60' 0"	175,000	40" + 72"				282 Lbs
		STS-JZ-175-50	50' 4"		40" + 72"				239 Lbs
		STS-JZ-155-60	60' 0"		24" (3rd Tube)				282 Lbs
		STS-JZ-155-50	50' 4"	150,000	24" (3rd Tube)	Line minimum:			239 Lbs
		STS-JZ-155-40	40' 8"		24" + 109"				197 Lbs
		STS-JZ-130-50	50' 4"		24" (3rd Tube)	5" W.C NG 11" W.C LP		4"	239 Lbs
		STS-JZ-130-40	40' 8"	125,000	24" + 109"		3.5" / 10"		197 Lbs
		STS-JZ-130-30	31' 0"		60" + 96"				154 Lbs
		STS-JZ-110-50	50' 4"		24" (3rd Tube)	Line Maximum:			239 Lbs
		STS-JZ-110-40	40' 8"	110,000	24" + 109"				197 Lbs
		STS-JZ-110-30	31' 0"		60" + 96"	NG or LP 14" W.C			154 Lbs
		STS-JZ-100-20	21' 4"	100,000	Stamped S/S				111 Lbs
		STS-JZ-80-40	40' 8"		24" + 109"				197 Lbs
		STS-JZ-80-30	31' 0"	80,000	96"				154 Lbs
		STS-JZ-80-20	21' 4"		39" + 96"				111 Lbs
		STS-JZ-60-30	31' 0"		96"				154 Lbs
		STS-JZ-60-20	21' 4"	60,000	39" + 96"				111 Lbs
		STS-JZ 45-20	21' 4"	45,000	39" + 96"				111 Lbs

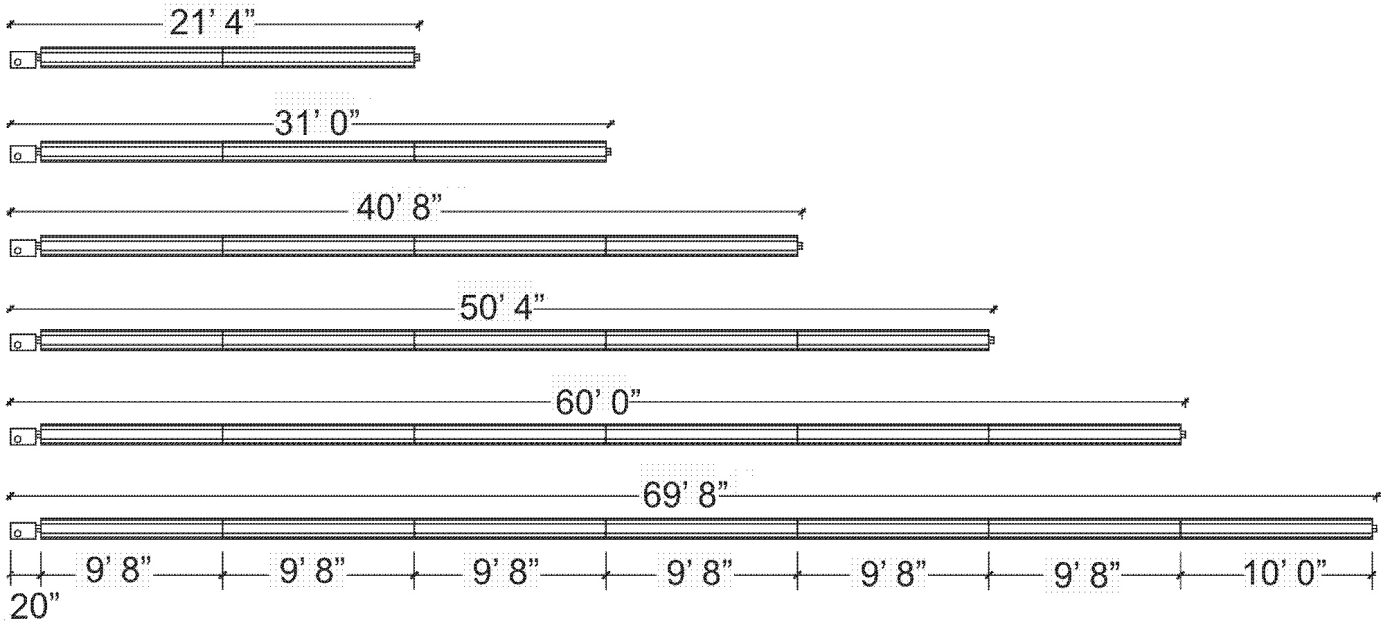
For all the heaters above; Gas Inlet is 1/2" NPT. For heaters above 155,000-200,000 Btu/hr; Gas Inlet is 3/4 NPT. Electrical is 120V-60Hz, 145 VA.

Dimensions



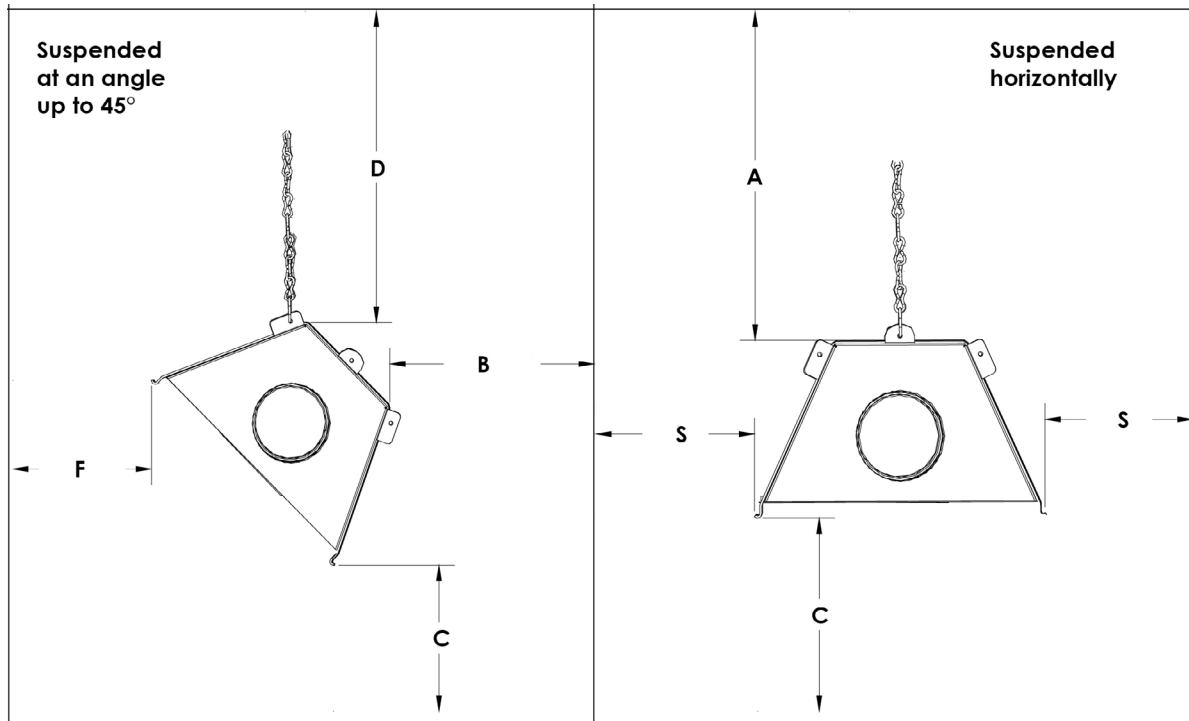
COMBINE 2 x 90° ELBOW KITS FOR 180° ELBOW

Side-view of systems:



Clearance to Combustibles:

The clearance to combustible material represents the minimum distance that must be maintained between heater and a nearby combustible surface. The stated clearance to combustibles represents a surface temperature of 90°F (50°C) above room temperature. Some materials such as awnings or plastic may require higher clearances. It is the installer's responsibility to ensure that building materials with a low heat tolerance which may degrade at lower temperature are protected to prevent degradation.



STS Minimum Clearances to Combustibles

MODEL STS Input Rate (BTUH)	SUSPENDED AT AN ANGLE UP TO 45 DEGREES				SUSPENDED HORIZONTALLY		
Inches	D	B	F	C	A	S	C
45,000	2.75"	1"	24"	32"	2.25"	7"	32"
65,000	2.5"	1"	17"	34"	1.5"	5.5"	34"
80,000	3"	1"	23"	38"	1.75"	6"	38"
100,000	6.5"	1"	57"	68"	6"	22"	68"
110,000	3.5"	1"	54"	54"	2"	19"	60"
130,000	4.5"	1"	60"	60"	3.3"	21"	65"
155,000	5.5"	1"	64"	64"	3.5"	22"	70"
175,000	12"	6"	72"	68"	13"	42"	74"
200,000	13"	6"	74"	70"	14"	44"	76"

Controls & Control Accessories

Tag	Qty	Item Number	Description
		JM-0504-TKX	Thermocontrol Plus Controller (See Separate Detailed ThermoControl Plus Submittal Document)
		JS-0569-CC	24V Thermostat Relay Switch (For Additional Heaters On A Single Thermostat)
		JL-0772-XX	Line Voltage Thermostat
		JS-0569-DT	Two-Stage 24 Volt digital thermostat
		JS-0569-DT-P	Two-Stage 24V Programmable Digital Thermostat

Additional Accessories

Tag	Qty	Item Number	Description
		JS-0508-JZ	90 Degree swaged elbow kit 1 elbow, 1 reflector cap, 1 webbed hanger, 1 coupler
	2 x	JS-0508-JZ	180 Degree swaged elbow kit 2 x 90 degree elbow kits - 2 webbed hangers, 2 couplers
		JS-0532-VC	Fresh air intake wall hood
		JA-0528-XX	Wall vent terminal 102 mm (4")
		JA-0514-XX	Common flue vent tee
		JA-0516-SW	Coupling kit for vent tee
		JM-0150-XX	Tru-Temp 23V set back thermostat
		JL-0772-XX	Thermostat 120 Volt
		JS-0568-CC	Relay switch
		TG-0010-KT	Decorative 'Tuxedo' Grille Kit -10 ft - Matte Black Grille

Additional Items

Tag	Qty	Part #	Description