



Submittal Data

Schwank Air Curtain Epic12 Series:

Ambient, Electric Heated Industrial Air Curtain

Project

Schwank models#

Voltage

Date submitted

Features

Approvals / Certificates

AMCA Certified
UL Certified

Motor

3/4HP Single Speed AC Motor

Electric Heated
208V/ 3Ph - Coming Soon
480V/ 3Ph - Coming Soon
600V/ 3Ph

Ambient
120V / 1Ph
208V / 1Ph
208V / 3Ph - Coming Soon
480V / 3Ph - Coming Soon
600V / 3Ph

Widths

36", 42", 48", 72", 84", 96", 108", 120",
144", 168"

Mounting Height for Climate
Separation: 10-14ft

Mounting
Horizontal Above the Door
Vertical Beside the Door

Model

Top Intake (default)
Optional Front Intake Available

Air Curtain Unit: RAL7016
Anthracite Grey - Powder Coated
Steel

Controls

- Schwank.ONE System Control
- Basic Controls (Included)
- Advanced Controls (Upgradeable)

Warranty

5-year limited (Ambient).
2-year limited (Electric).



Read the
I&O Manual



Performance

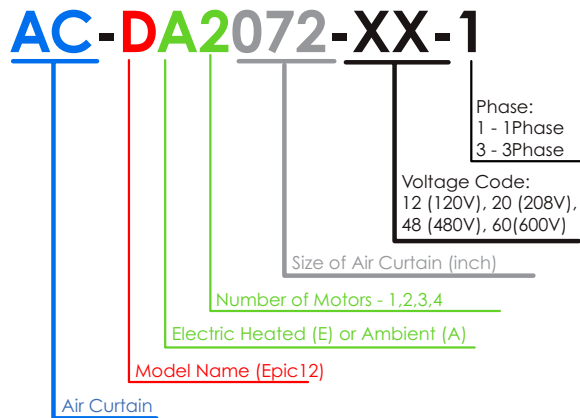
Ambient, no heat (EA)

| Tag | Qty | Model | Width of Air Curtain | Voltage (Volt) / Phase | Number of Motors | Motor Amp Draw (per circuit) | FLA (per circuit) | MCA (per circuit) | MOCP (per circuit) | FPM | CFM | Weight (lbs) |
|-----|-----|----------------|----------------------|------------------------|------------------|------------------------------|-------------------|-------------------|--------------------|------|------|--------------|
| | | AC-DA1036-12-1 | 36" | 120 / 1Ph | 1 | 9.4 | 9.40 | 11.75 | 23.5 | 2267 | 1632 | 91 |
| | | AC-DA1036-20-1 | 36" | 208 / 1Ph | 1 | 3.2 | 3.20 | 4.00 | 8 | 2267 | 1632 | 91 |
| | | AC-DA1036-20-3 | 36" | 208 / 3Ph | 1 | 3.2 | 3.20 | 4.00 | 8 | 2267 | 1632 | 91 |
| | | AC-DA1036-48-3 | 36" | 480 / 3Ph | 1 | 1.3 | 1.30 | 1.63 | 3.25 | 2267 | 1632 | 91 |
| | | AC-DA1036-60-3 | 36" | 600 / 3Ph | 1 | 1.5 | 1.50 | 1.88 | 3.75 | 2267 | 1632 | 91 |
| | | AC-DA1042-12-1 | 42" | 120 / 1Ph | 1 | 9.4 | 9.40 | 11.75 | 23.5 | 2093 | 1758 | 100 |
| | | AC-DA1042-20-1 | 42" | 208 / 1Ph | 1 | 3.2 | 3.20 | 4.00 | 8 | 2093 | 1758 | 100 |
| | | AC-DA1042-20-3 | 42" | 208 / 3Ph | 1 | 3.2 | 3.20 | 4.00 | 8 | 2093 | 1758 | 100 |
| | | AC-DA1042-48-3 | 42" | 480 / 3Ph | 1 | 1.3 | 1.30 | 1.63 | 3.25 | 2093 | 1758 | 100 |
| | | AC-DA1042-60-3 | 42" | 600 / 3Ph | 1 | 1.5 | 1.50 | 1.88 | 3.75 | 2093 | 1758 | 100 |
| | | AC-DA1048-12-1 | 48" | 120 / 1Ph | 1 | 9.4 | 9.40 | 11.75 | 23.5 | 2003 | 1923 | 110 |
| | | AC-DA1048-20-1 | 48" | 208 / 1Ph | 1 | 3.2 | 3.20 | 4.00 | 8 | 2003 | 1923 | 110 |
| | | AC-DA1048-20-3 | 48" | 208 / 3Ph | 1 | 3.2 | 3.20 | 4.00 | 8 | 2003 | 1923 | 110 |
| | | AC-DA1048-48-3 | 48" | 480 / 3Ph | 1 | 1.3 | 1.30 | 1.63 | 3.25 | 2003 | 1923 | 110 |
| | | AC-DA1048-60-3 | 48" | 600 / 3Ph | 1 | 1.5 | 1.50 | 1.88 | 3.75 | 2003 | 1923 | 110 |
| | | AC-DA2072-20-1 | 72" | 208 / 1Ph | 2 | 6.4 | 6.40 | 8.00 | 16 | 2267 | 3264 | 172 |
| | | AC-DA2072-20-3 | 72" | 208 / 3Ph | 2 | 6.4 | 6.40 | 8.00 | 16 | 2267 | 3264 | 172 |
| | | AC-DA2072-48-3 | 72" | 480 / 3Ph | 2 | 2.6 | 2.60 | 3.25 | 6.5 | 2267 | 3264 | 172 |
| | | AC-DA2072-60-3 | 72" | 600 / 3Ph | 2 | 3 | 3.00 | 3.75 | 7.5 | 2267 | 3264 | 172 |
| | | AC-DA2084-20-1 | 84" | 208 / 1Ph | 2 | 6.4 | 6.40 | 8.00 | 16 | 2093 | 3516 | 189 |
| | | AC-DA2084-20-3 | 84" | 208 / 3Ph | 2 | 6.4 | 6.40 | 8.00 | 16 | 2093 | 3516 | 189 |
| | | AC-DA2084-48-3 | 84" | 480 / 3Ph | 2 | 2.6 | 2.60 | 3.25 | 6.5 | 2093 | 3516 | 189 |
| | | AC-DA2084-60-3 | 84" | 600 / 3Ph | 2 | 3 | 3.00 | 3.75 | 7.5 | 2093 | 3516 | 189 |
| | | AC-DA2096-20-1 | 96" | 208 / 1Ph | 2 | 6.4 | 6.40 | 8.00 | 16 | 2093 | 3846 | 207 |
| | | AC-DA2096-20-3 | 96" | 208 / 3Ph | 2 | 6.4 | 6.40 | 8.00 | 16 | 2093 | 3846 | 207 |
| | | AC-DA2096-48-3 | 96" | 480 / 3Ph | 2 | 2.6 | 2.60 | 3.25 | 6.5 | 2003 | 3846 | 207 |
| | | AC-DA2096-60-3 | 96" | 600 / 3Ph | 2 | 3 | 3.00 | 3.75 | 7.5 | 2003 | 3846 | 207 |
| | | AC-DA3108-20-1 | 108" | 208 / 1Ph | 3 | 9.6 | 9.60 | 12.00 | 24 | 2267 | 4896 | 250 |
| | | AC-DA3108-20-3 | 108" | 208 / 3Ph | 3 | 9.6 | 9.60 | 12.00 | 24 | 2267 | 4896 | 250 |
| | | AC-DA3108-48-3 | 108" | 480 / 3Ph | 3 | 3.9 | 3.90 | 4.88 | 9.75 | 2267 | 4896 | 250 |
| | | AC-DA3108-60-3 | 108" | 600 / 3Ph | 3 | 4.5 | 4.50 | 5.63 | 11.25 | 2267 | 4896 | 250 |
| | | AC-DA3120-20-1 | 120" | 208 / 1Ph | 3 | 9.6 | 9.60 | 12.00 | 24 | 2161 | 5187 | 275 |
| | | AC-DA3120-20-3 | 120" | 208 / 3Ph | 3 | 9.6 | 9.60 | 12.00 | 24 | 2161 | 5187 | 275 |
| | | AC-DA3120-48-3 | 120" | 480 / 3Ph | 3 | 3.9 | 3.90 | 4.88 | 9.75 | 2161 | 5187 | 275 |
| | | AC-DA3120-60-3 | 120" | 600 / 3Ph | 3 | 4.5 | 4.50 | 5.63 | 11.25 | 2161 | 5187 | 275 |

| | | | | | | | | | | |
|----------------|------|-----------|---|------|-------|-------|-------|------|------|-----|
| AC-DA3144-20-1 | 144" | 208 / 1Ph | 3 | 9.6 | 9.60 | 12.00 | 24 | 2003 | 5769 | 347 |
| AC-DA3144-20-3 | 144" | 208 / 3Ph | 3 | 9.6 | 9.60 | 12.00 | 24 | 2003 | 5769 | 347 |
| AC-DA3144-48-3 | 144" | 480 / 3Ph | 3 | 3.9 | 3.90 | 4.88 | 9.75 | 2003 | 5769 | 347 |
| AC-DA3144-60-3 | 144" | 600 / 3Ph | 3 | 4.5 | 4.50 | 5.63 | 11.25 | 2003 | 5769 | 347 |
| AC-DA4144-20-1 | 144" | 208 / 1Ph | 4 | 12.8 | 12.80 | 16.00 | 32 | 2267 | 6528 | 370 |
| AC-DA4144-20-3 | 144" | 208 / 3Ph | 4 | 12.8 | 12.80 | 16.00 | 32 | 2267 | 6528 | 370 |
| AC-DA4144-48-3 | 144" | 480 / 3Ph | 4 | 5.2 | 5.20 | 6.50 | 13 | 2267 | 6528 | 370 |
| AC-DA4144-60-3 | 144" | 600 / 3Ph | 4 | 6 | 6.00 | 7.50 | 15 | 2267 | 6528 | 370 |
| AC-DA4168-20-1 | 168" | 208 / 1Ph | 4 | 12.8 | 12.80 | 16.00 | 32 | 2093 | 7032 | 405 |
| AC-DA4168-20-3 | 168" | 208 / 3Ph | 4 | 12.8 | 12.80 | 16.00 | 32 | 2093 | 7032 | 405 |
| AC-DA4168-48-3 | 168" | 480 / 3Ph | 4 | 5.2 | 5.20 | 6.50 | 13 | 2093 | 7032 | 405 |
| AC-DA4168-60-3 | 168" | 600 / 3Ph | 4 | 6 | 6.00 | 7.50 | 15 | 2093 | 7032 | 405 |

Notes:

1. For 50HZ expect ~ 17% reduction in performance
2. 0.75 HP AC Motor - Single Speed
3. Adjustable Air Directional Vane +/- 40 Degrees
4. Top air intake (Optional: Front intake)
5. Colors and Aesthetics:
 - a. Air Curtain Unit: RAL 7016 Anthracite Grey - Powder Coated Steel



Motor Information for Epic12 - 0.75 HP

| | | | | | |
|------------------------------|--------------|----------------|--------------|-------------|-------------|
| Input Voltage / Phase | 120V / 1Ph | 208-230V / 1Ph | 208V / 3Ph* | 480V / 3Ph | 600V / 3Ph |
| Motor Phase | Single Phase | Single Phase | Single Phase | Three Phase | Three Phase |
| Motor Voltage | 115/230V | | | 460V | 575V |

*For ambient 208V 3Phase input is provided for installation and ease of wiring at source; internally, power is distributed to operate a single-phase 208V motor

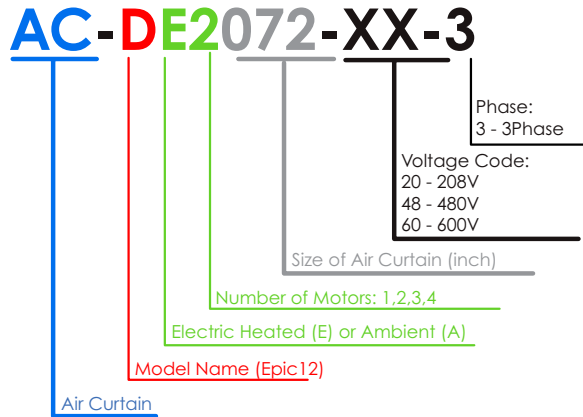
Performance

Electrical Heat (EE)

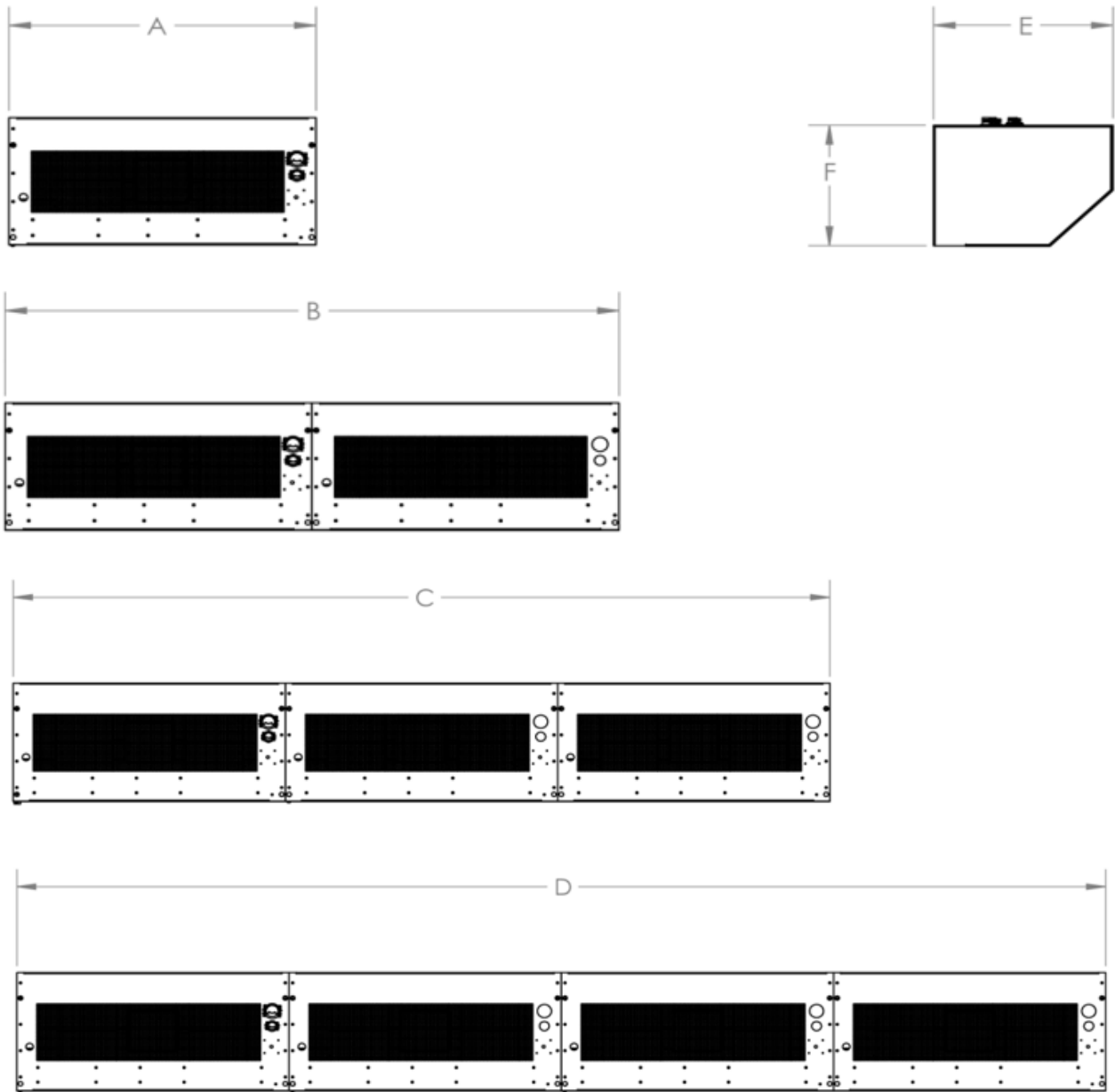
| Tag | Qty | Model | Width of Air Curtain | Voltage (Volt) / Phase | Total Heating - KW | Number of Motors | FLA (per Circuit) | MCA- (per Circuit) | MOC- (per Circuit) | FPM | CFM | Weight (lbs) |
|-----|-----|----------------|----------------------|------------------------|--------------------|------------------|-------------------|--------------------|--------------------|------|------|--------------|
| | | AC-DE1036-20-3 | 36" | 208 / 3Ph | 12 | 1 | 36.5 | 45.6 | 50 | 2267 | 1632 | 96 |
| | | AC-DE1036-48-3 | 36" | 480 / 3Ph | 12 | 1 | 15.7 | 19.7 | 25 | 2267 | 1632 | 96 |
| | | AC-DE1036-60-3 | 36" | 600 / 3Ph | 12 | 1 | 13 | 16.3 | 20 | 2267 | 1632 | 96 |
| | | AC-DE1042-20-3 | 42" | 208 / 3Ph | 12 | 1 | 36.5 | 45.6 | 50 | 2093 | 1758 | 105 |
| | | AC-DE1042-48-3 | 42" | 480 / 3Ph | 12 | 1 | 15.7 | 19.7 | 25 | 2093 | 1758 | 105 |
| | | AC-DE1042-60-3 | 42" | 600 / 3Ph | 12 | 1 | 13 | 16.3 | 20 | 2093 | 1758 | 105 |
| | | AC-DE1048-20-3 | 48" | 208 / 3Ph | 12 | 1 | 36.5 | 45.6 | 50 | 2003 | 1923 | 115 |
| | | AC-DE1048-48-3 | 48" | 480 / 3Ph | 12 | 1 | 15.7 | 19.7 | 25 | 2003 | 1923 | 115 |
| | | AC-DE1048-60-3 | 48" | 600 / 3Ph | 12 | 1 | 13 | 16.3 | 20 | 2003 | 1923 | 115 |
| | | AC-DE2072-20-3 | 72" | 208 / 3Ph | 24 | 2 | 73 | 91.3 | 100 | 2267 | 3264 | 185 |
| | | AC-DE2072-48-3 | 72" | 480 / 3Ph | 24 | 2 | 31.5 | 39.3 | 45 | 2267 | 3264 | 185 |
| | | AC-DE2072-60-3 | 72" | 600 / 3Ph | 24 | 2 | 26.1 | 32.6 | 40 | 2267 | 3264 | 185 |
| | | AC-DE2084-20-3 | 84" | 208 / 3Ph | 24 | 2 | 73 | 91.3 | 100 | 2093 | 3516 | 197 |
| | | AC-DE2084-48-3 | 84" | 480 / 3Ph | 24 | 2 | 31.5 | 39.3 | 45 | 2093 | 3516 | 197 |
| | | AC-DE2084-60-3 | 84" | 600 / 3Ph | 24 | 2 | 26.1 | 32.6 | 40 | 2093 | 3516 | 197 |
| | | AC-DE2096-20-3 | 96" | 208 / 3Ph | 24 | 2 | 73 | 91.3 | 100 | 2003 | 3846 | 215 |
| | | AC-DE2096-48-3 | 96" | 480 / 3Ph | 24 | 2 | 31.5 | 39.3 | 45 | 2003 | 3846 | 215 |
| | | AC-DE2096-60-3 | 96" | 600 / 3Ph | 24 | 2 | 26.1 | 32.6 | 40 | 2003 | 3846 | 215 |
| | | AC-DE3108-20-3 | 108" | 208 / 3Ph | 36 | 3 | 109.5 | 136.9 | 150 | 2267 | 4896 | 262 |
| | | AC-DE3108-48-3 | 108" | 480 / 3Ph | 36 | 3 | 47.2 | 59 | 65 | 2267 | 4896 | 262 |
| | | AC-DE3108-60-3 | 108" | 600 / 3Ph | 36 | 3 | 39.1 | 48.9 | 55 | 2267 | 4896 | 262 |
| | | AC-DE3120-20-3 | 120" | 208 / 3Ph | 36 | 3 | 109.5 | 136.9 | 150 | 2161 | 5187 | 287 |
| | | AC-DE3120-48-3 | 120" | 480 / 3Ph | 36 | 3 | 47.2 | 59 | 65 | 2161 | 5187 | 287 |
| | | AC-DE3120-60-3 | 120" | 600 / 3Ph | 36 | 3 | 39.1 | 48.9 | 55 | 2161 | 5187 | 287 |
| | | AC-DE3144-20-3 | 144" | 208 / 3Ph | 36 | 3 | 109.5 | 136.9 | 150 | 2003 | 5769 | 359 |
| | | AC-DE3144-48-3 | 144" | 480 / 3Ph | 36 | 3 | 47.2 | 59 | 65 | 2003 | 5769 | 359 |
| | | AC-DE3144-60-3 | 144" | 600 / 3Ph | 36 | 3 | 39.1 | 48.9 | 55 | 2003 | 5769 | 359 |
| | | AC-DE4144-20-3 | 144" | 208 / 3Ph | 48 | 4 | 146 | 182.5 | 200 | 2267 | 6528 | 386 |
| | | AC-DE4144-48-3 | 144" | 480 / 3Ph | 48 | 4 | 62.9 | 78.7 | 100 | 2267 | 6528 | 386 |
| | | AC-DE4144-60-3 | 144" | 600 / 3Ph | 48 | 4 | 52.2 | 65.2 | 70 | 2267 | 6528 | 386 |
| | | AC-DE4168-20-3 | 168" | 208 / 3Ph | 48 | 4 | 146 | 182.5 | 200 | 2093 | 7032 | 421 |
| | | AC-DE4168-48-3 | 168" | 480 / 3Ph | 48 | 4 | 62.9 | 78.7 | 100 | 2093 | 7032 | 421 |
| | | AC-DE4168-60-3 | 168" | 600 / 3Ph | 48 | 4 | 52.2 | 65.2 | 70 | 2093 | 7032 | 421 |

Notes:

1. For 50HZ expect ~ 17% reduction in performance
2. 0.75 HP AC Motor - Single Speed
3. 13Deg F - Approximate Temp Rise for Electric Heated Models
4. Top air intake (Optional: Front intake)
5. Colors and Aesthetics:
 - a. Air Curtain Unit: RAL 7016 Anthracite Grey - Powder Coated Steel



Unit Dimensions



| Model* | Ref | Size (inch) | Model | Ref | Size (inch) |
|--------------|-------|--------------|--------------|-----|-------------|
| AC-DA1036-XX | | 37.12 | AC-DA3108-XX | | 111.36 |
| AC-DA1042-XX | A | 43.12 | AC-DA3120-XX | C | 122.24 |
| AC-DA1048-XX | | 49.12 | AC-DA3144-XX | | 147.36 |
| AC-DA1060-XX | | 61.12 | AC-DA4144-XX | D | 148.48 |
| AC-DA2072-XX | 74.24 | AC-DA4168-XX | 172.48 | | |
| AC-DA2084-XX | B | 86.24 | ALL Sizes | E | 17.36 |
| AC-DA2096-XX | | 98.24 | ALL Sizes | F | 13.21 |

* Also applies to heated model

1. All units include basic control package with top intake and all fuses, contactors, relays, terminal blocks, power distribution blocks, 24V controls and transformer. Entire control panel is built in the unit - No additional control panel is required.
2. Basic control package includes:
 - a. Auto On/Off (Door Switch accessory required)
 - b. Enable / Disable via dry contact for BMS or Fire Relay
 - c. Single Stage Heating (Tstat Required)
3. Additional upgrades are available with Epic12 for advanced controls, Factory installed unit mounted Disconnect Switch and front intake.

Additional Upgrades Available

| Tag | Qty | Description |
|-----|-----|--|
| | | Advanced Controls All options of the basic (default) and: a. BMS connectivity via MODBUS b. 2 Stage Heating (T-Stat required) c. Built in Time Delay for High Traffic Doors d. Schwank ONE Connectivity |
| | | Unit Mounted Disconnect Switch Available for all heated and ambient air curtains except the following: Electric Heated 208V / 3Ph - 108" 120" 144" 168" |
| | | Front Intake |

Accessories

| Tag | Qty | Part # | Description |
|-----|-----|-------------|--|
| | | JC-0216-CC | Plunger type Overhead Door Switch For Air Curtains (UL and CSA Certified) |
| | | JC-0216-MM | Roller Type Overhead Door Switch for Air Curtains (UL and CSA Certified) |
| | | JM- 0219-XX | Heavy Duty Magnetic industrial Door Switch for Air Curtain |
| | | JC-0209-HOA | Epic12 Air Curtain HOA (Hands OFF AUTO) Switch With Enclosure For Basic (default) Controls Only |
| | | JS-0569-WR | Single Stage Low Voltage (24V) Digital Thermostat (°F / °C Selectable) |
| | | JS-0569-DT | Two-Stage 24V Digital Thermostat |
| | | JC-0231-XX | 32A/600V Wall Mounted Disconnect Panel (3-Pole) (For any Epic12 Ambient Models) |
| | | JC-0232-XX | 63A/600V Wall Mounted Disconnect Panel (3-Pole) (See Disconnect Chart for Electric Heated Models) |
| | | JC-0232-ZZ | 100A/600V Wall Mounted Disconnect Panel (3-Pole) See Disconnect Chart for Electric Heated Models |
| | | JC-0233-YY | 180A/600V Wall Mounted Disconnect Panel (3-Pole) (See Disconnect Chart for Electric Heated Models) |

Wall Mounted Disconnect Switches for Electric Heated Models

| Unit Size | 208V / 3Phase | 480V / 3Phase | 600V / 3Phase |
|----------------|---------------|---------------|---------------|
| 36-48 | JC-0232-XX | JC-0231-XX | JC-0231-XX |
| 72-96 | JC-0232-ZZ | JC-0232-XX | JC-0232-XX |
| 108-120 | JC-0233-YY | JC-0232-XX | JC-0232-XX |
| 144 (3 motors) | JC-0233-YY | JC-0232-XX | JC-0232-XX |
| 144 (4 motors) | JC-0233-YY | JC-0232-ZZ | JC-0232-ZZ |
| 168 | JC-0233-YY | JC-0232-ZZ | JC-0232-ZZ |

Mounting Kits

| Tag | Qty | Part # | Description |
|-----|-----|-------------|---|
| | | JC-0960-060 | EPIC12 Wall Mount, Ceiling Mount Angled "L" Bracket Kit (36" 42" 48" 60") w/ Anthracite Grey Color RAL 7016 - Set of 2 Brackets |
| | | JC-0960-096 | EPIC12 Wall Mount, Ceiling Mount Angled "L" Bracket Kit (72" 84" 96") w/ Anthracite Grey Color RAL7016 - Set of 3 Brackets |
| | | JC-0960-108 | EPIC12 Wall Mount, Ceiling Mount Angled "L" Bracket Kit (108",120",144"(3 motors)) w/ Anthracite Grey Color RAL7016 - Set of 4 Brackets |
| | | JC-0960-144 | EPIC12 Wall Mount, Ceiling Mount Angled "L" Bracket Kit (144"(4 motors),168") w/ Anthracite Grey Color RAL7016 - Set of 5 Brackets |
| | | JC-0963-36 | EPIC12 Concealed Wall Mount Backplate Kit for 36" |
| | | JC-0963-42 | EPIC12 Concealed Wall Mount Backplate Kit for 42" |
| | | JC-0963-48 | EPIC12 Concealed Wall Mount Backplate Kit for 48" |
| | | JC-0963-72 | EPIC12 Concealed Wall Mount Backplate Kit for 72" |
| | | JC-0963-84 | EPIC12 Concealed Wall Mount Backplate Kit for 84" |
| | | JC-0963-96 | EPIC12 Concealed Wall Mount Backplate Kit for 96" |
| | | JC-0963-108 | EPIC12 Concealed Wall Mount Backplate Kit for 108" |
| | | JC-0963-120 | EPIC12 Concealed Wall Mount Backplate Kit for 120" |
| | | JC-0964-KT | EPIC12 Right Side Vertical Mounting Kit (Floor Mount) w/ Anthracite Grey Color RAL7016 |
| | | JC-0965-KT | EPIC12 Left Side Vertical Mounting Kit (Floor Mount) w/ Anthracite Grey Color RAL7016 |
| | | JC-0966-KT | EPIC12 Heavy Duty 3ft x 3ft Strut Bracket - Set of 2 w/ Hardware |

Additional Items

| Tag | Qty | Part # | Description |
|-----|-----|--------|-------------|
| | | | |
| | | | |
| | | | |
| | | | |
| | | | |
| | | | |
| | | | |
| | | | |
| | | | |
| | | | |