



# Pipe Mounting Pedestals

Technical Product Information

## Standard Single Pipe Supports

P.O. NUMBER

CUSTOMER

PROJECT

LOCATION

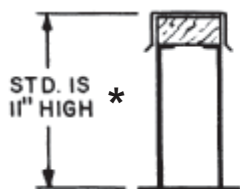
ARCHITECT

### STANDARD CONSTRUCTION

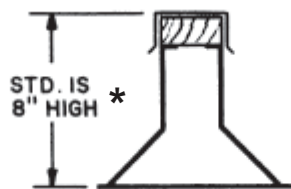
- ACCOMMODATES PIPES UP TO 6"
- STANDARD RPS EQUIPMENT RAIL BASE
- GALVANIZED STEEL SLIDE CHANNEL
- GALVANIZED CONTINUOUSLY THREADED RODS
- ADJUSTS 12" VERTICALLY & HORIZONTALLY
- CAST IRON PIPE ROLLER
- REMOVABLE RETAINER BRACKET

SIZE CHART					
MODEL NO.	PIPE SIZE	DIMENSIONS			
		A	B	C	D
PMP-2	2"	4-1/8"	12"	3-5/16"	19-5/16"
PMP-4	4"	7"	12"	5-1/8"	15"
PMP-6	6"	9-3/4"	12"	6-7/16"	12-1/4"

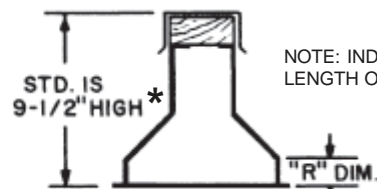
NOTE:  
When pipe line is insulated, total outside diameter of pipe and covering should be used to determine size of roller.



ER-2A STYLE



ER-3A STYLE



ER-4A STYLE

NOTE: INDICATE OVERALL HEIGHT AND LENGTH OF EQUIPMENT RAIL BELOW

PROJECT REQUIREMENTS						
QTY.	MODEL NO.	ER STYLE	* OVERALL HEIGHT	** OVERALL LENGTH	"R" DIM.	TAG
<input type="text"/>	<input type="text"/>	<input type="text"/>	<input type="text"/>	<input type="text"/>	<input type="text"/>	<input type="text"/>
<input type="text"/>	<input type="text"/>	<input type="text"/>	<input type="text"/>	<input type="text"/>	<input type="text"/>	<input type="text"/>
<input type="text"/>	<input type="text"/>	<input type="text"/>	<input type="text"/>	<input type="text"/>	<input type="text"/>	<input type="text"/>