



Pipe Mounting Pedestals

Technical Product Information

Heavy Duty Pipe Supports

P.O. NUMBER

CUSTOMER

PROJECT

LOCATION

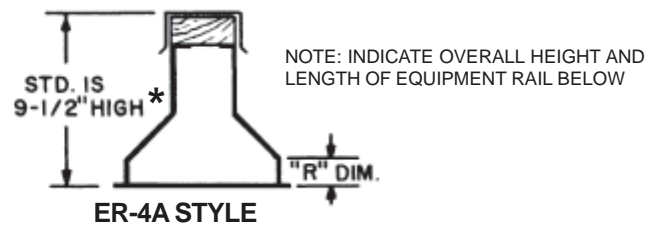
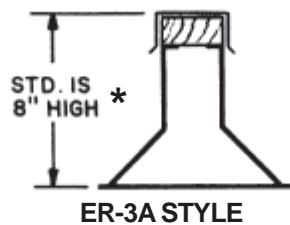
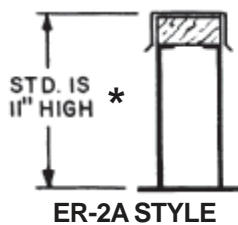
ARCHITECT

STANDARD CONSTRUCTION

- STANDARD RPS EQUIPMENT RAIL BASE
- 10 GA. PRE-GALVANIZED CHANNEL
- 10 GA. GALVANIZED BOTTOM SPREADER PLATE WELDED TO ANGLE BRACKETS
- 1/2" DIA. ELECTRO-GALVANIZED BOLTS
- ADJUSTS 12" VERTICALLY

SIZE CHART					
MODEL NO.	PIPE SIZE	DIMENSIONS			
		A	B	C	D
PMP-8	8"	14-1/8"	12"	12-3/16"	6-1/8"
PMP-10	10"	14-1/8"	12"	13-1/2"	6-1/8"
PMP-12	12"	17-5/8"	12"	15"	5-1/4"

NOTES:
When pipe line is insulated, total outside diameter of pipe and covering should be used to determine size of roller.
Larger sizes available- consult RPS



PROJECT REQUIREMENTS						
QTY.	MODEL NO.	ER STYLE	* OVERALL HEIGHT	** OVERALL LENGTH	"R" DIM.	TAG
<input type="text"/>	<input type="text"/>	<input type="text"/>	<input type="text"/>	<input type="text"/>	<input type="text"/>	<input type="text"/>
<input type="text"/>	<input type="text"/>	<input type="text"/>	<input type="text"/>	<input type="text"/>	<input type="text"/>	<input type="text"/>
<input type="text"/>	<input type="text"/>	<input type="text"/>	<input type="text"/>	<input type="text"/>	<input type="text"/>	<input type="text"/>