

# RE-VERBER-RAY HEATER SUBMITTAL SHEET

## ELD SERIES ELECTRIC HEATERS

### DUAL LAMP, MEDIUM WAVE, ELECTRIC INFRARED HEATERS

PROJECT ID: _____	ADDRESS: _____
PROJECT NAME: _____	_____
DATE: _____	CITY: _____ STATE: _____ ZIP: _____
.....	
Submitted By: _____	Address: _____
Company: _____	_____
Phone: _____	City: _____
Email: _____	State: _____ Zip: _____
.....	
Engineer: _____	Contractor: _____
Phone/Email: _____	Phone/Email: _____
Address: _____	Address: _____
City: _____	City: _____
State: _____ Zip: _____	State: _____ Zip: _____

## CHOOSING AN ELX MODEL

The ELD Series offers a variety of configurable options including housing color, length, voltage, wattage, and element type to fit a wide range of applications.

### VOLTAGE OPTIONS

The ELD Series is available in several voltages including 120, 208, 240, 277, 480, and 575 V. The voltage available to the space is an important consideration when determining which chassis and element type to select as voltage is directly related to wattage.

### CHASSIS OPTIONS

Each application is different, which is why the ELD Series can be customized in a variety of ways, beginning with the chassis. Available in stainless steel or black powder-coated finishes and 24", 33", 46", or 60" lengths, you're sure to find the right configuration for your space.



**Stainless Steel**



**Black Powder-Coat**



**24" Chassis**



**33" Chassis**



**46" Chassis**



**60" Chassis**



**DETROIT RADIANT  
PRODUCTS COMPANY**  
 Detroit Radiant Products | Phone: (586) 756-0950  
 21400 Hoover Rd. | Email: sales@drp-co.com  
 Warren, MI 48089 | www.reverberray.com

## MEDIUM WAVE MODELS

1,500 to 6,000 Watts

Model Number	Replacement Lamp	Voltage*	Total Amps	Total Watts	BTU/h
ELD-24B-120-1.5 / ELD-24S-120-1.5	EL-MW-A24	120	12.50	1,500	5,118
ELD-24B-208-1.5 / ELD-24S-208-1.5	EL-MW-B24	208	7.21	1,500	5,118
ELD-24B-240-1.5 / ELD-24S-240-1.5	EL-MW-C24	240	6.25	1,500	5,118
ELD-24B-277-1.5 / ELD-24S-277-1.5	EL-MW-D24	277	5.42	1,500	5,118
ELD-33B-120-2.5 / ELD-33S-120-2.5	EL-MW-A33	120	20.83	2,500	8,530
ELD-33B-208-2.5 / ELD-33S-208-2.5	EL-MW-B33	208	12.02	2,500	8,530
ELD-33B-240-2.5 / ELD-33S-240-2.5	EL-MW-C33	240	10.42	2,500	8,530
ELD-33B-277-2.5 / ELD-33S-277-2.5	EL-MW-D33	277	9.03	2,500	8,530
ELD-46B-208-4.0 / ELD-46S-208-4.0	EL-MW-B46	208	19.23	4,000	13,648
ELD-46B-240-4.0 / ELD-46S-240-4.0	EL-MW-C46	240	16.67	4,000	13,648
ELD-46B-277-4.0 / ELD-46S-277-4.0	EL-MW-D46	277	14.44	4,000	13,648
ELD-46B-480-4.0 / ELD-46S-480-4.0	EL-MW-G46	480	8.33	4,000	13,648
ELD-60B-208-6.0 / ELD-60S-208-6.0	EL-MW-B60-3.0	208	28.85	6,000	20,472
ELD-60B-240-6.0 / ELD-60S-240-6.0	EL-MW-C60-3.0	240	25.00	6,000	20,472
ELD-60B-277-6.0 / ELD-60S-277-6.0	EL-MW-D60-3.0	277	21.66	6,000	20,472

\* Heaters are configured at the factory for single phase wiring. If three phase service is desired, it must be wired as such in the field by a trained installer / electrical contractor.



Detroit Radiant Products | Phone: (586) 756-0950  
21400 Hoover Rd. | Email: sales@drp-co.com  
Warren, MI 48089 | www.reverberray.com

## HIGH OUTPUT MEDIUM WAVE MODELS

2,720 to 8,000 Watts

Model Number	Replacement Lamp	Voltage*	Total Amps	Total Watts	BTU/h
ELDT-24B-120-2.72 / ELDT-24S-120-2.72	EL-HO-A24	120	22.67	2,720	9,281
ELDT-24B-208-2.72 / ELDT-24S-208-2.72	EL-HO-B24	208	13.08	2,720	9,281
ELDT-24B-240-2.72 / ELDT-24S-240-2.72	EL-HO-C24	240	11.33	2,720	9,281
ELDT-24B-277-2.72 / ELDT-24S-277-2.72	EL-HO-D24	277	9.82	2,720	9,281
ELDT-24B-480-2.72 / ELDT-24S-480-2.72	EL-HO-G24	480	5.67	2,720	9,281
ELDT-33B-208-4.0 / ELDT-33S-208-4.0	EL-HO-B33-2.0	208	19.23	4,000	13,648
ELDT-33B-240-4.0 / ELDT-33S-240-4.0	EL-HO-C33-2.0	240	16.67	4,000	13,648
ELDT-33B-277-4.0 / ELDT-33S-277-4.0	EL-HO-D33-2.0	277	14.44	4,000	13,648
ELDT-33B-480-4.0 / ELDT-33S-480-4.0	EL-HO-G33-2.0	480	8.33	4,000	13,648
ELDT-33B-208-4.25 / ELDT-33S-208-4.25	EL-HO-B33	208	20.43	4,250	14,501
ELDT-33B-240-4.25 / ELDT-33S-240-4.25	EL-HO-C33	240	17.71	4,250	14,501
ELDT-33B-277-4.25 / ELDT-33S-277-4.25	EL-HO-D33	277	15.34	4,250	14,501
ELDT-33B-480-4.25 / ELDT-33S-480-4.25	EL-HO-G33	480	8.85	4,250	14,501
ELDT-46B-240-6.0 / ELDT-46S-240-6.0	EL-HO-C46-3.0	240	25.00	6,000	20,472
ELDT-46B-277-6.0 / ELDT-46S-277-6.0	EL-HO-D46-3.0	277	21.66	6,000	20,472
ELDT-46B-480-6.0 / ELDT-46S-480-6.0	EL-HO-G46-3.0	480	12.50	6,000	20,472
ELDT-46B-575-6.0 / ELDT-46S-575-6.0	EL-MW-H46	575	10.43	6,000	20,472
ELDT-46B-277-6.4 / ELDT-46S-277-6.4	EL-HO-D46	277	23.10	6,400	21,837
ELDT-46B-480-6.4 / ELDT-46S-480-6.4	EL-HO-G46	480	13.33	6,400	21,837
ELDT-46B-575-6.4 / ELDT-46S-575-6.4	EL-HO-H46	575	11.13	6,400	21,837
ELDT-60B-277-6.5 / ELDT-60S-277-6.5	EL-HO-D60-3.25	277	23.47	6,500	20,472
ELDT-60B-480-6.5 / ELDT-60S-480-6.5	EL-HO-G60-3.25	480	13.54	6,500	20,472
ELDT-60B-480-8.0 / ELDT-60S-480-8.0	EL-HO-G60	480	16.67	8,000	27,296
ELDT-60B-575-8.0 / ELDT-60S-575-8.0	EL-HO-H60	575	13.91	8,000	27,296

\* Heaters are configured at the factory for single phase wiring. If three phase service is desired, it must be wired as such in the field by a trained installer / electrical contractor.

 **DETROIT RADIANT  
PRODUCTS COMPANY**  
Detroit Radiant Products | Phone: (586) 756-0950  
21400 Hoover Rd. | Email: sales@drp-co.com  
Warren, MI 48089 | www.reverberray.com

## FEATURED SPECIFICATIONS

### APPROVALS

- UL Listed
- Indoor & Outdoor Commercial/Industrial Approval
- Outdoor Residential Approval

### HEATER CONSTRUCTION (Choose)

- Black powder-coat aluminized steel housing
- 304 brushed stainless steel housing for added durability and corrosion resistance
- High temperature louvered nylon end caps

### LAMP ELEMENTS

- Dual element design featuring standard medium wave and high-output medium wave element options
- Coiled tungsten filament housed within a sealed quartz tubing
- Instantaneous heat-up and cool-down

### ELECTRICAL SUPPLY

- Voltages from 120 to 575 VAC
- Single-phase (can be wired in field as three-phase)
- 750 to 4,000 W per element

### CONTROLS

- Field supplied

### MOUNTING

- 0° to 30° adjustable brackets

### REFLECTORS

- Gold-colored, anodized aluminum reflectors reduce visible light glare
- Wide, symmetric design

### LIMITED WARRANTY

- 1 year—All components
- Please contact the factory for further information on the terms and conditions.*

## OPTIONAL ACCESSORIES

- |  |  |
|--|--|
| <input type="checkbox"/> <b>EL-RM-24B1</b> | Black finish recessed mount—fits 24" chassis   |
| <input type="checkbox"/> <b>EL-RM-33B1</b> | Black finish recessed mount—fits 33" chassis   |
| <input type="checkbox"/> <b>EL-RM-46B1</b> | Black finish recessed mount—fits 46" chassis   |
| <input type="checkbox"/> <b>EL-RM-60B1</b> | Black finish recessed mount—fits 60" chassis   |
| <input type="checkbox"/> <b>EL-RM-24S1</b> | Stainless steel recessed mount—fits 24" chassis  |
| <input type="checkbox"/> <b>EL-RM-33S1</b> | Stainless steel recessed mount—fits 33" chassis  |
| <input type="checkbox"/> <b>EL-RM-46S1</b> | Stainless steel recessed mount—fits 46" chassis  |
| <input type="checkbox"/> <b>EL-RM-60S1</b> | Stainless steel recessed mount—fits 60" chassis  |
| <input type="checkbox"/> <b>EL-WMB</b>     | Stainless steel wall mounting brackets. Designed to support heater in a sidewall mounting application. One set per heater. |
| <input type="checkbox"/> <b>EL-1WG24</b>   | Stainless steel wire guard—fits 24" chassis  |
| <input type="checkbox"/> <b>EL-1WG33</b>   | Stainless steel wire guard—fits 33" chassis  |
| <input type="checkbox"/> <b>EL-1WG46</b>   | Stainless steel wire guard—fits 46" chassis  |
| <input type="checkbox"/> <b>EL-1WG60</b>   | Stainless steel wire guard—fits 60" chassis  |



Detroit Radiant Products | Phone: (586) 756-0950  
21400 Hoover Rd. | Email: sales@drp-co.com  
Warren, MI 48089 | www.reverberray.com

# RE-VERBER-RAY SAFETY SUBMITTAL SHEET

## ELD SERIES CLEARANCES TO COMBUSTIBLES

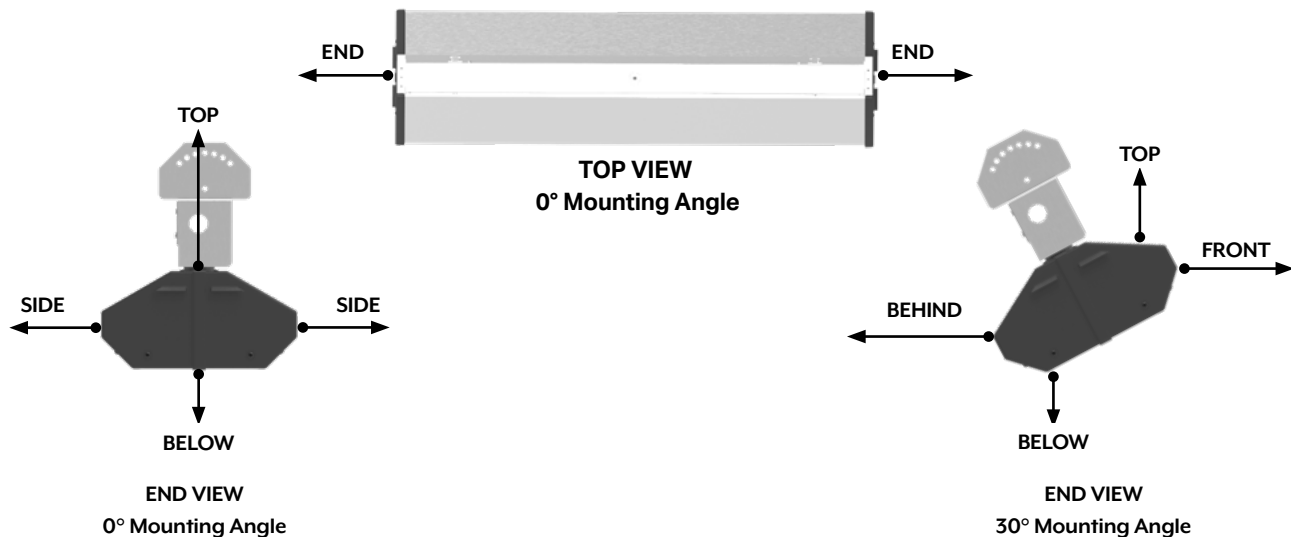
All listed clearances to combustibles are in inches.

Model	Mounting Angle*	Side		End	Top	Below	Min. Mtg. Height	
		Front	Behind				US	Canada
24" 33"	ELDM	0°	18 (457)	18 (457)	16 (406)	7 (178)	6 ft.	2.4 m
		30°	35 (889)	4 (102)	16 (406)	9 (229)		
	ELDT	0°	24 (610)	24 (610)	16 (406)	7 (178)		
		30°	39 (991)	6 (153)	16 (406)	9 (229)		
46"	ELDM	0°	23 (584)	23 (584)	16 (406)	7 (178)	7 ft.	2.4 m
		30°	42 (1067)	4 (102)	16 (406)	9 (229)		
	ELDT	0°	30 (762)	30 (762)	20 (508)	7 (178)		
		30°	50 (1270)	8 (203)	20 (508)	9 (229)		
60"	ELDM	0°	29 (737)	29 (737)	16 (406)	7 (178)	8 ft.	2.4 m
		30°	45 (1143)	6 (153)	16 (406)	9 (229)		
	ELDT	0°	36 (915)	36 (915)	20 (508)	7 (178)		
		30°	55 (1397)	9 (229)	20 (508)	9 (229)		

\* Heaters mounted on an angle between 0° and 30° must maintain clearances posted for 0° or 30°, whichever is greater.

\*\* Clearances to combustibles must be maintained when using recessed mount kits (P/N: EL1-FRxx). For additional information, refer to form # LSH123a - Recessed Mounting Frame Installation Instructions or contact the factory.

**NOTE:** Ensure that building materials with a low heat tolerance (i.e., awnings, fabrics, plastics, sprinklers, insulation, etc.) are protected against degradation. This may require the heater to be mounted at a distance in excess of the published clearances to combustibles. Contact the material manufacturer for specific details.



Read and understand the installation, operation, and maintenance manual prior to installing or servicing this unit.

In locations used for the storage of combustible materials, signs must be posted adjacent to the heater's thermostat specifying stacking heights.

**DETROIT RADIANT  
PRODUCTS COMPANY**

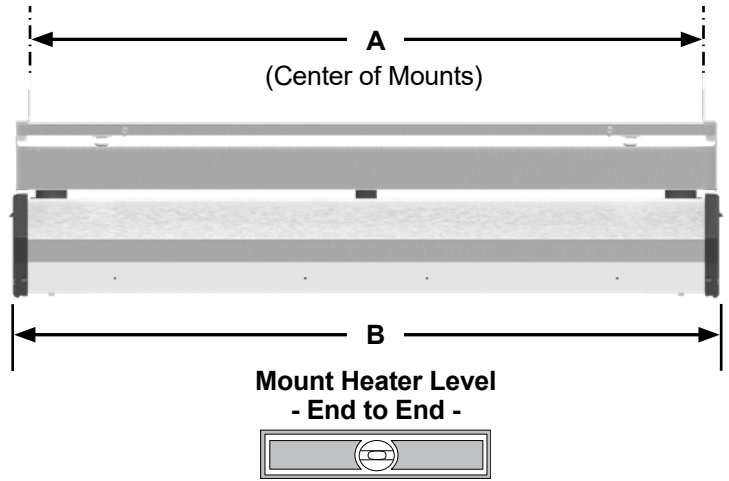
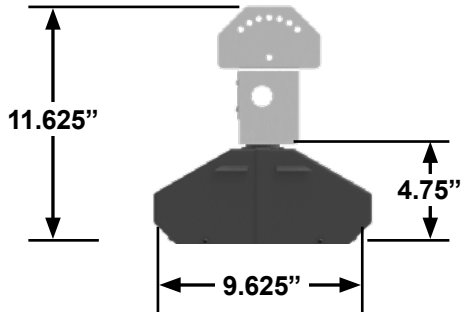
Detroit Radiant Products | Phone: (586) 756-0950  
21400 Hoover Rd. | Email: sales@drp-co.com  
Warren, MI 48089 | www.reverberray.com

LSELDc-12/24 (DRPC)

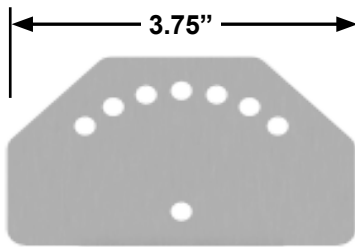
# RE-VERBER-RAY DIMENSIONAL SUBMITTAL SHEET

## ELD SERIES DIMENSIONS

### Drawing NTS



### MOUNTING CENTERS



MODEL NO.	A	B
ELD[M,T]-24[B,S]	23.50	24.50
ELD[M,T]-33[B,S]	32.50	33.50
ELD[M,T]-46[B,S]	45.50	46.50
ELD[M,T]-60[B,S]	59.50	60.50

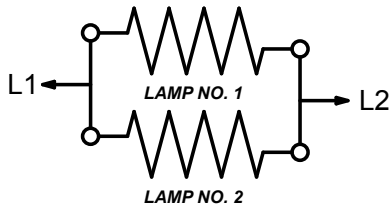


Detroit Radiant Products | Phone: (586) 756-0950  
 21400 Hoover Rd. | Email: sales@drp-co.com  
 Warren, MI 48089 | www.reverberray.com

# RE-VERBER-RAY WIRING SUBMITTAL SHEET

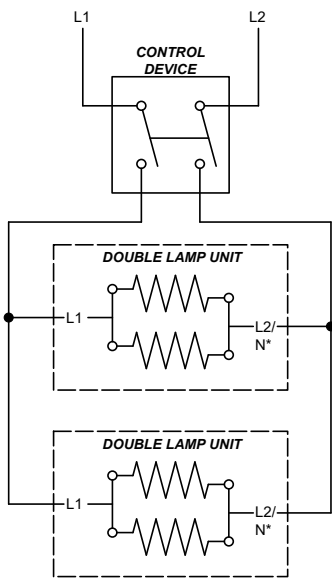
## ELD SERIES WIRING DIAGRAMS

### Wiring Diagram for Units with 2 Lamps



### Single Phase Service

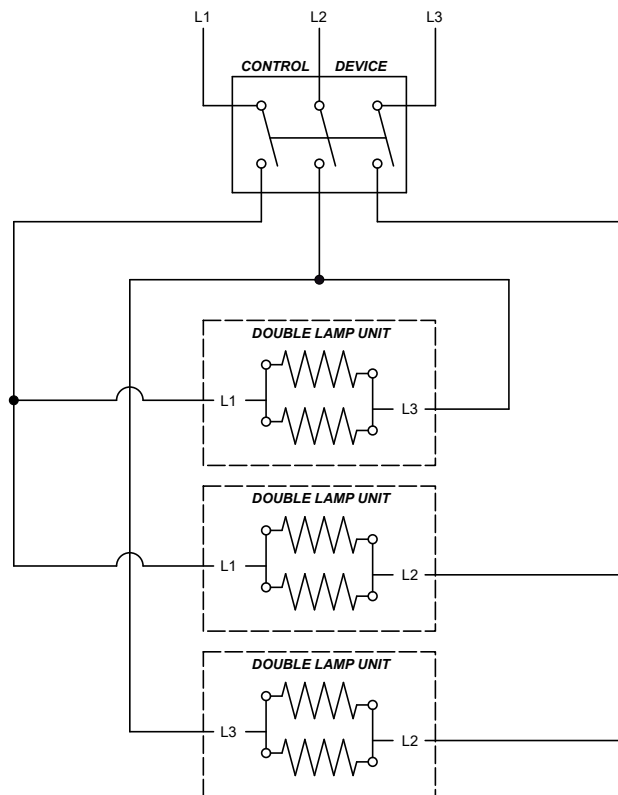
Heaters are built as single phase.



\*N for 120 V and 277 V

### Three Phase Service

Field configured.



**DETROIT RADIANT  
PRODUCTS COMPANY**  
Detroit Radiant Products | Phone: (586) 756-0950  
21400 Hoover Rd. | Email: sales@drp-co.com  
Warren, MI 48089 | www.reverberray.com

LSELXw-07/23 (DRPC)

# RE-VERBER-RAY HEATER SUBMITTAL SHEET

## ELD SERIES HIGH INTENSITY HEATERS

### DUAL LAMP, MEDIUM WAVE, ELECTRIC INFRARED HEATER WRITTEN SPECIFICATIONS

**ELECTRIC RADIANT HEATERS**

- A. Basis-of-Design Product: Subject to compliance with requirements, provide Detroit Radiant Products Company; Re-Verber-Ray ELD Series.
- B. Electric heaters must be UL Listed to operate at the designated rating of \_\_\_\_\_ kW/h.
- C. Heaters shall operate in given voltages:

<u>Volt</u>	<u>Phase</u>	<u>Hertz</u>
120	1	50/60
208	1 or 3	50/60
240	1 or 3	50/60
277	1 or 3	50/60
480	1 or 3	50/60
575	1 or 3	50/60

- D. Heaters shall operate in given wattage inputs of 1,500 to 8,000 W.
- E. Heater housing shall be constructed of either black powder-coated aluminized steel or 304 brushed stainless steel.
- F. Heater shall include high-temperature nylon louvered end caps. Nylon material shall have V-0 and 5VA flame class ratings, a 100°C minimum RTI, and comply with impact and mold stress-relief tests of UL 746C.
- G. Reflector shall have a multi-faceted design and be constructed of gold-colored, anodized aluminum for the purpose of reducing visible light glare.
- H. Heater shall include two (2) lamp elements. Lamp element tubing shall be a [clear] [ruby] quartz tube with [medium wave] [high-output medium wave] [short wave] output. Metal sheath types shall not be permitted.
- I. Optional protective grill shall be bright zinc coated.
- J. Optional factory supplied mounting brackets shall accommodate for sidewall or ceiling mounting.