

QSWI4000



U.S. Patent No. 9,103,486

The safe & affordable install

Applicable for residential or light commercial installations




Quick Swivel SPECS QSWI4000


A Close Up:




The flush mount hanger arm is slotted to receive a 3/8 lag bolt 16" or 24" on center. It can be attached parallel or perpendicular to the joist.



The square steel tubing cuts down on vibration while the hitch-pin adds to the safety and sturdiness of the Quick Swivel with "I" bracket.



Our Quick Swivel is made with 14-gauge steel able to hold 200 lbs. The swivel allows for a 360° rotation for setting the perfect direction of air flow.



Installation can be accomplished in minutes because all necessary hardware is provided. Attaching a Quick Swivel to your unit is fast & stress-free.

*Powder Coated.

Quick-Sling's Quick Swivel provides you with a non-swinging, rotating platform that is quick, safe, stable and affordable. The Quick Swivel can easily be installed in residential or commercial applications. Turn the Swivel in any direction you need then lock it in place, it's that quick.

Quick-Sling 391 West Water Street Taunton, MA 02780

P:1.800.699.0453 F:1.800.699.0423

www.Quick-Sling.com

*As of 1/1/2015 Quick-Sling offers a 2-year warranty on steel & workmanship; Quick-Sling products are coated in accordance with ASTM D3451-06.