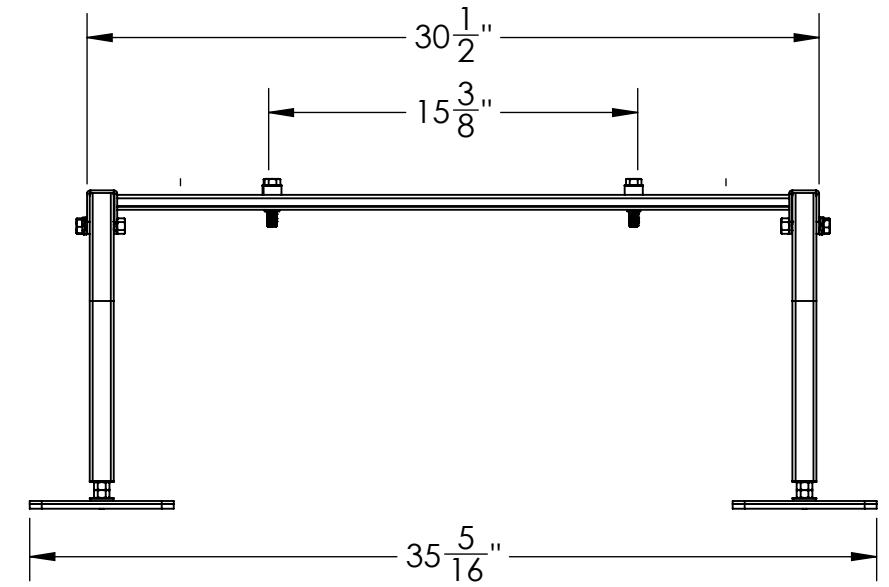
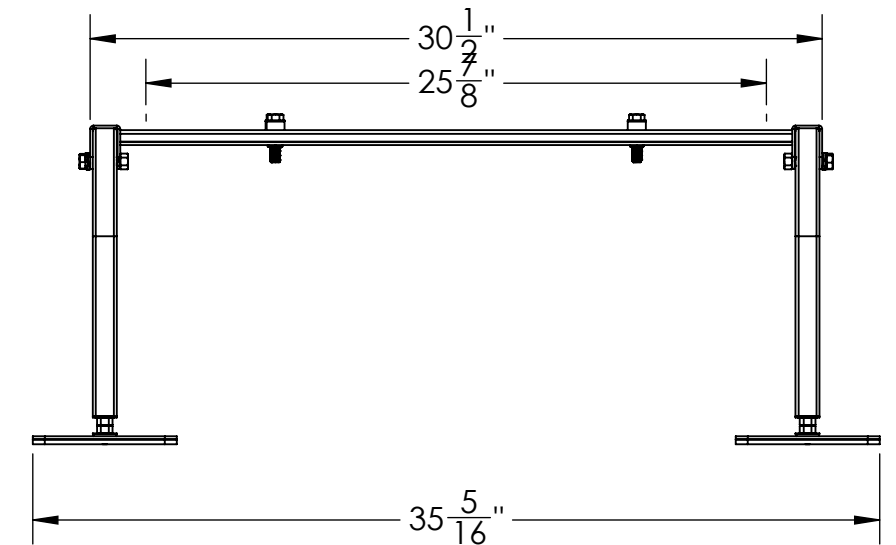


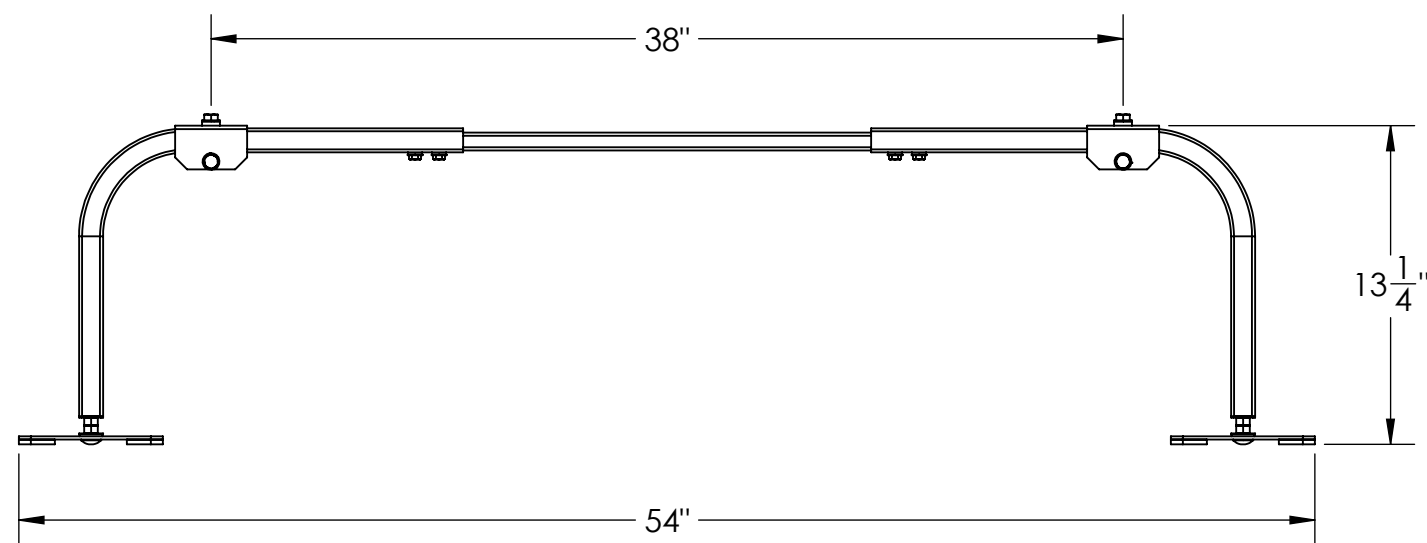
SIDE VIEW RETRACTED



END VIEW RETRACTED



END VIEW EXPANDED



SIDE VIEW EXPANDED

**STAND HAS A
400LB CAPACITY**

(*) - WIDTH IS ADJUSTABLE IN 1" INCREMENTS

IMPORTANT NOTE: THE INSTALLER IS RESPONSIBLE FOR THETHERING AND BOLTING UNITS TO WITHSTAND WIND AND/OR SEISMIC LOADS.

UNLESS OTHERWISE SPECIFIED:
DIMENSIONS ARE IN INCHES [MILLIMETERS]
TOLERANCES ARE: ANGLES ±1.0°
FRACTIONAL SIZES X/Y ±1/64

INCHES	[MILLIMETERS]
.X = ±0.1	[X = ± 2.5]
.XX = ±0.01	[.X = ± 1.3]
.XXX = ±0.005	[.XX = ±0.13]

THIRD ANGLE PROJECTION

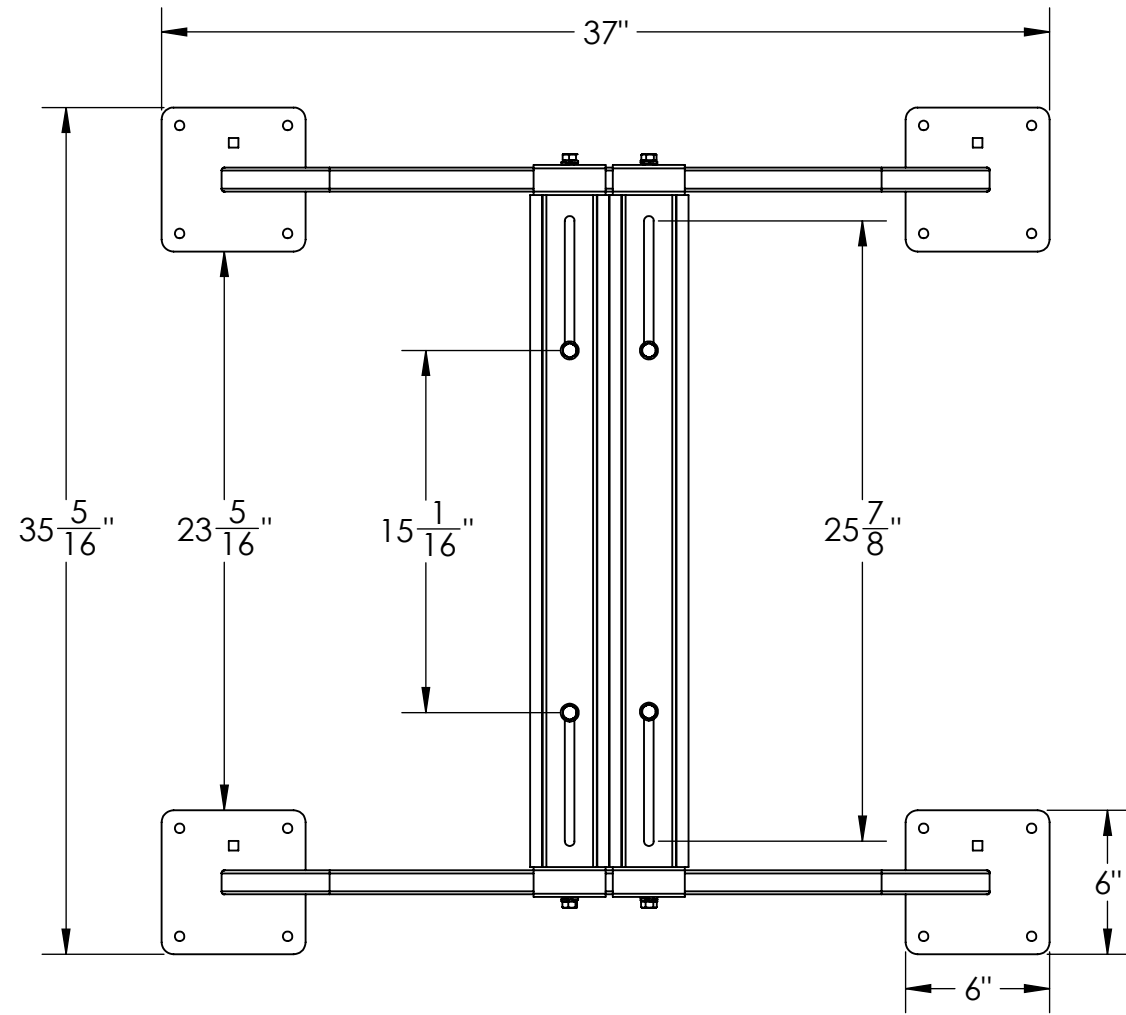


<small>CONFIDENTIAL - PROPRIETARY - DO NOT COPY</small> <small>THE INFORMATION SET FORTH IN THIS DOCUMENT AND RELATED INFORMATION IS THE CONFIDENTIAL PROPERTY OF DIVERSITECH CORPORATION, AND IS NOT TO BE COPIED OR REPRODUCED OR DISTRIBUTED IN ANY FORM WITHOUT PRIOR WRITTEN PERMISSION FROM DIVERSITECH CORPORATION.</small> DO NOT SCALE DRAWING	<small>MATERIAL:</small> DWG. NO. MINI SPLIT STAND - 1204 MODEL NO. QSMS1204	<small>WEIGHT</small> GMS. <small>REV.</small>
	<small>DESCRIPTION</small> QSMS1205 with only 2 Rails	<small>SHEET</small> 1 OF 3

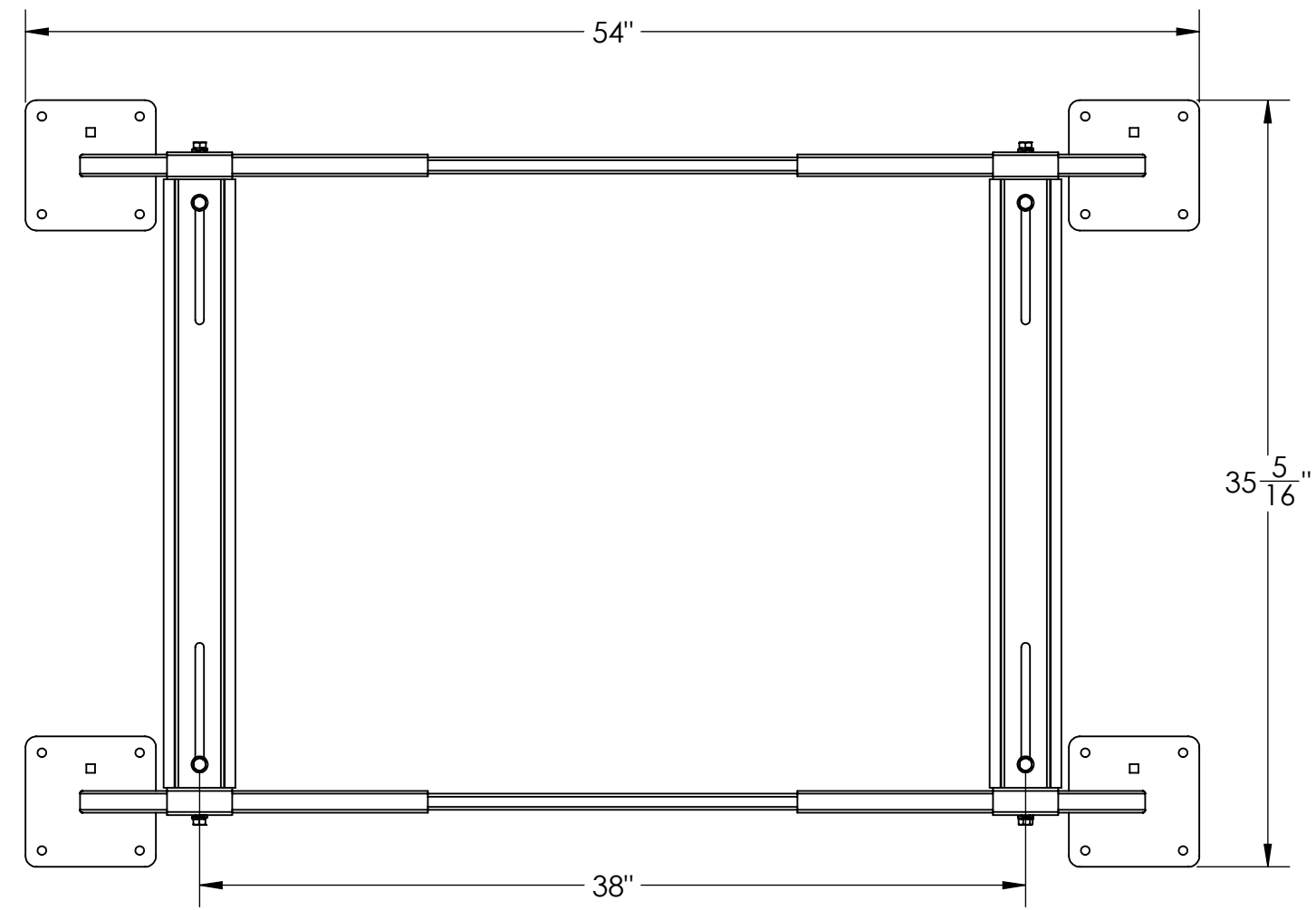
6 5 4 3 2 1

NOTES

MATERIAL:
 COLOR: BASE METAL
 FINISH: AS MACHINED
 OTHER NOTES: ~



TOP VIEW RETRACTED



TOP VIEW EXPANDED

ALL DRAWINGS AND WRITTEN MATERIAL CONTAINED HEREIN ARE THE PROPERTY OF DIVERSITECH CORP AND MAY NOT BE DUPLICATED OR DISCLOSED AT ANY TIME UNLESS APPROVED IN WRITING BY DIVERSITECH CORP INTERPRET THIS DRAWING IN ACCORDANCE WITH ASME Y14.5-2009 DIMENSIONING AND TOLERANCING STANDARDS	UNLESS OTHERWISE SPECIFIED DIMENSIONS & TOLERANCES ARE IN INCHES / [mm]			MATERIAL: SEE NOTES FINISH: SEE NOTES *DO NOT SCALE*			TITLE		SIZE
	ANG. MACH. ±0.25° ANG. BEND ±1°			THIRD ANGLE PROJECTION 			NAME: apadilla DATE: 29 Mar 19		B
	DECIMALS INCHES [mm] X ±0.1 ±2 X.X ±0.05 ±0.1 X.XX ±0.005 ±0.02 X.XXX ±0.002 ±N/A						DRAWING NUMBER: QSMS1204		REVISION
					DRAWN: apadilla ENG APPR.: MFG APPR.:	SCALE: 1:8 WT. (lbs):	SHEET 2 OF 3		

6 5 4 3 2 1