

Quick-Sling Hanging Unit



QSLG1000 & QSLG2000

- Solid construction w/ square steel tubing, a stable non-swinging platform, and custom mounting hardware.
 - Included: anti-vibration isolation pads, washers, and drain pan hangers.
 - 3 dimensional adjustment
- QSLG1000 : 300 lbs max capacity
QSLG2000 : 400 lbs max capacity

Quick-Sling Stand Unit



QSTD1000 & QSTD2000

QSTD1000:

- Adjustable in 3 dimensions for flexibility
- 500 lbs max capacity
- Includes anti-vibration isolation pads
- Fabricated with drain pan post holders

QSTD2000:

- Fixed 12" height and 36" width
- Adjustable length from 32" to 48"
- 300 lbs max capacity

Quick-Sling Boiler Bracket



QSBB1000

- Wall hung boiler bracket
- Works with all hung boilers and tankless water heaters
- Adjustable height: 4' to 6'
- Fixed horizontal arms: 32"
- Durable powder coated finish
- All hardware included for mounting to cement or wood

QSBB2000:

- Attaches to the QSBB1000
- Adjustable height from 4' to 6"

Quick-Sling Heat Pump Stand



QSTD3000

- 6" x 6" 1/4 - 20 slotted feet
- 14 Gauge square steel tubing
- 500 lbs max capacity
- 8 Points of anti-vibration isolation
- Adjustable in 2 dimensions:
Width 32" to 44"
Length 32" to 48"


Vertical Air Handler Stand



QSTD4000 QSTD4001 QSTD4002 QSTD5000 QSTD5001 QSTD5002 QSTD6000 QSTD6001 QSTD6002

- Available with 19" 23" & 27"
- Fits all LG, Unico, and Mitsubishi Air Handlers
- Adjustable left to right in 1" increments up to 6"
- 18" and 24" stands include 2 stability arms
- 500 lbs Max Capacity

Quick-Sling Flush Mount Swivel w/I-Bracket



QSWI4000

- Mounts parallel or across joists @ 16" or 24" on center
- Allows for 360° unit rotation
- Direct flow of heat for max efficiency
- Safely locks in place after installation
- 200 lb max capacity
- Includes all necessary hardware

Quick-Sling Display Stand




QSDP1000

- Made from 14 gauge steel
- Powder coated for durability
- Assembles in minutes
- No need to worry about moving your display and having it fall apart
- Locking wheels included
- Attach a Mini Split Unit and Air Handler for a great display!
- Train your dealers with our rolling display/training platform!

QUICK-SLING®

1-800-699-0453 • 391 W. WATER ST TAUNTON, MA 02780 • WWW.QUICK-SLING.COM

Quick-Sling Mini Split Stands



- 6" x 6" 11 gauge steel feet
- Each foot adjustable in height up to 1.25"
- (4) anti-vibration isolation washers
- 50 derometer rubber foot pads
- All necessary hardware is included
- 400 lbs max capacity
- Adjustable footprint in 1" increments from 34" to 40"



- Available in 12" 18" and 24" Heights
QSMS1200 (Thin) & QSMS 1201 (Wide)
QSMS1800 (Thin) & QSMS1801 (Wide)
QSMS2400 (Thin) & QSMS2401 (Wide)
Visit www.quick-sling.com for mini split compatibility charts

*note 1800,1801,2400 & 2401 include 2 additional support arms


Quick-Sling Mini Split Wall Bracket



QSWB3000

- 19" mounting rails
- 300 lbs max capacity
- 4 points of anti-vibration isolation
- Reduces assembly by 50%
- All necessary hardware included
- Allows for 12" clearance between wall and unit

Quick-Sling Flush Mount Swivel w/H-Bracket



QSWI3000

- Mounts parallel or across joists @ 16" or 24" on center
- Allows for 360° unit rotation
 - Direct flow of heat for max efficiency
 - Safely locks in place after installing
 - 200 lb max capacity
 - Includes all necessary hardware

QUICK-SLING®

a DiversiTech® company



LIT-FLY-QS


1-800-699-0453 • 391 W. WATER ST TAUNTON, MA 02780
WWW.QUICK-SLING.COM

Quick-Sling Dual Fan Stands



QSMS1202 / QSMS1802 / QSMS2402

- 12" 18" or 24" height
- 30.5" width - 34" to 40" depth
- 14 gauge square steel tubing
- 11 gauge steel cross rails
- 400 lbs max capacity
- 6" x 6" feet with 3/8" holes for mounting
- Each foot adjustable in height up to 1.25"
- 50 derometer foot pads
- (4) anti-vibration isolation washers



*1802/2402 includes 2 additional support arms

Quick-Sling Mini Split Wall Brackets



QSWB1000

- 26" mounting shelf
- 500 lbs max capacity
- 4 points of anti-vibration isolation
- 11 - gauge square steel tubing
- All necessary hardware included



QSWB2000/QSWB4000

- 25" mounting rails
- 350 or 500 lbs max capacity
- 6 points of anti-vibration isolation
- Engineered to reduce assembly by 50%
- All necessary hardware included
- Slide track is completely adjustable from 0"-34" in width.

Quick-Sling Swivel "U" Mount w/H-Bracket



QSWI1000

- Allows for 360° unit rotation
- Direct flow of heat for max efficiency
- Adjustable for all connections
- 200 lbs max capacity
- Locks in place after installation
- Includes anti-vibration isolation washers

Also Available:

QSWI2000- Quick-Sling Swivel "U" Mount w/ I-Bracket


Quick-Sling Roof Bracket Accessory




QSRB1000

- Protects unit from freezing rain and snow
- Allows for proper air flow around unit
- Roof made from unbreakable UV protected twin wall plastic
- 14 gauge steel tubing
- Fits all QSMS stands, QSWB2000, & QSWB3000

Quick-Sling VRF/VRV Super Stands




- 12" x 12" feet made from 7 gauge steel & 11 gauge tubing.
- Height adjusts in 1/4" & 1/2" increments
- Adjustable width U Bars in 1" increments
- Engineered with two 1/2" holes in each foot to secure the stand
- 8 points of anti-vibration isolation
- Extremely stable platform - overturning factor of safety exceeds all competitors
- Seismic certified
- ASCE 7 Chapter 13 compliant
- Mounting rails are engineered with brand specific compatibility
- Available in 4 sizes:
36" TYPE A (SS36) - 48" TYPE B (SS48)
55" TYPE D (SS55) - 70" TYPE C (SS70)



Available in 12", 18" & 24" heights



Quick-Sling Flush Mount Swivel w/H-Bracket



QSWI3001/QSWI3002

- Mounts parallel or across joists @ 16" or 24" on center
- Allows for 360° unit rotation
- Direct flow of heat for max efficiency
- Safely locks in place after installation
- 200 lb max capacity
- Includes all necessary hardware

Quick-Sling Flush Mount Swivel w/I-Bracket



QSWI5000

- Mounting plate is pre-slotted for a 3/8" hex bolt
- Mounts parallel or across joists
- 400 lbs max capacity
- 360° rotation for direction of air flow
- All necessary hardware is provided
- Fits - Beacon Morris, Reznor, Modine, Sterling, etc.


Quick-Sling Mini Split Double Stack Stand



QSMS1203

- Fits all Mini Splits
- 12 points of anti-vibration isolation
- Stands 12" off the ground
- Total height of 56"
- Total max weight is 400 lbs. on the bottom and 200 lbs. on the top
- Includes all necessary hardware

Quick-Sling Flush Mount Swivel w/I-Bracket



QSWI6000

- Mounts to all flat surfaces
- Perfect for VRF controllers and concealed ducted air handlers
- 400 lb max capacity
- Includes all necessary hardware