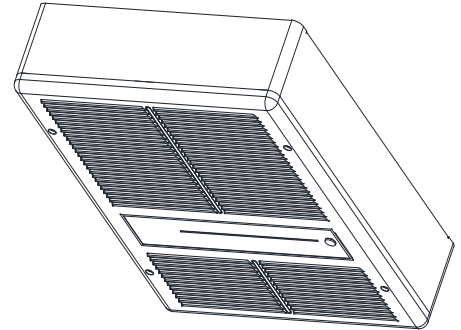




MADE IN THE U.S.A.

3380 SERIES FAN FORCED CEILING HEATER

CUSTOMER		DATE:	
PROJECT			
LOCATION			
ARCHITECT			
ENGINEER			
CONTRACTOR			
SUBMITTED BY			
APPROVED BY			
APPROVED BY			

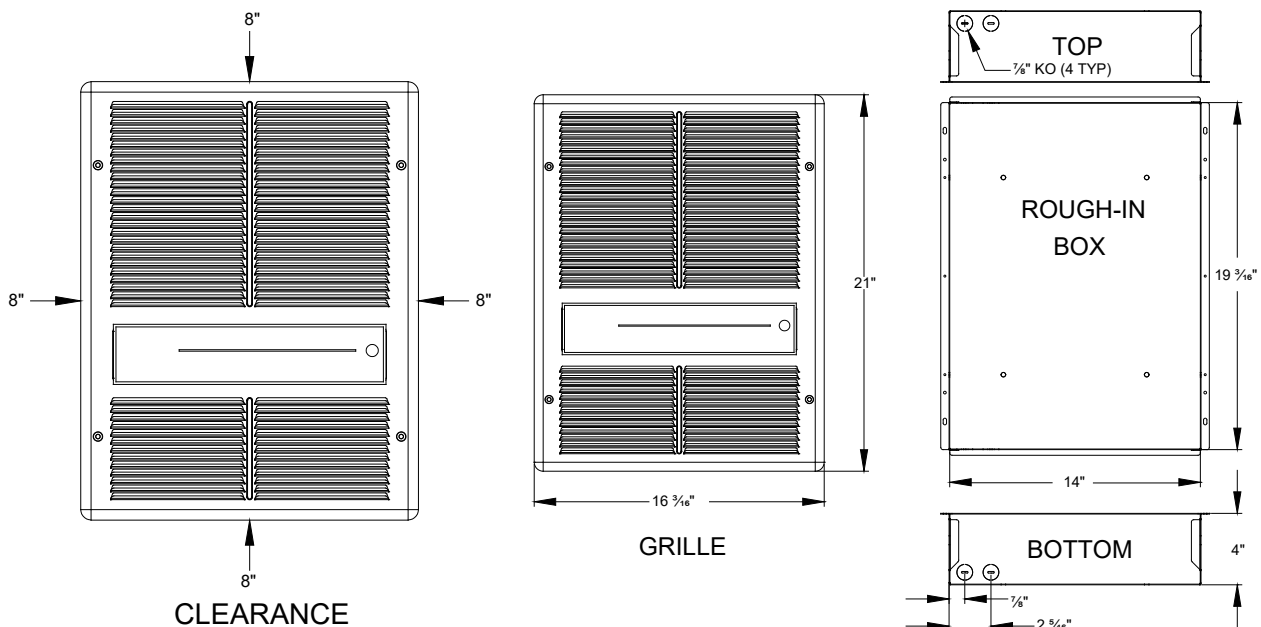


Unit shown with surface mount frame

SUBMITTAL DATA SHEET

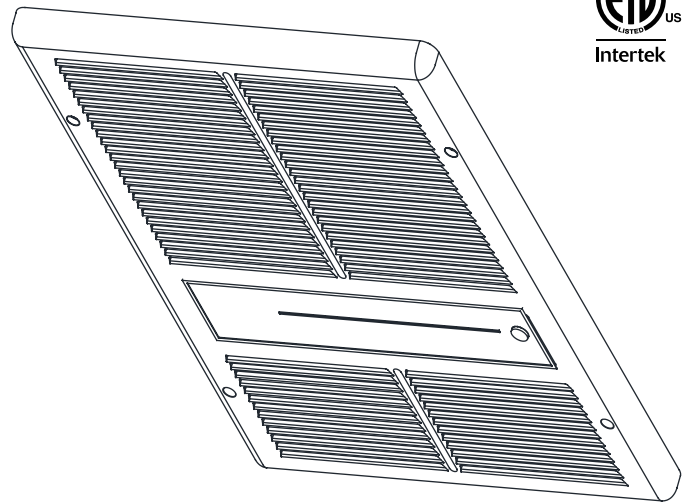
QTY	MODEL	TAG	WATTAGE	VOLTS	PHASE	CFM	AMPS	DISCONNECT	THERMOSTAT
					1			INCLUDED	

NOTES/SPECIAL INSTRUCTIONS:





- Fan purge circuit (has 2 wire control circuit for use with remote wall thermostat)
- Disconnect switch
- White powder coated 18 gauge steel grill
- Automatic reset thermal limit
- Manual reset thermal limit (*units with in-built thermostats*)
- Steel block fin element
- Vane axial fan blade:
 - 1.5kW - 4.0kW units: 700 RPM motor; 175 CFM
 - 4.8kW units: 900 RPM motor; 200 CFM
- Rough in dimensions: 14 1/8" Wide, 19 1/2" High, 4" Deep
- Grille dimensions: 16 3/16" Wide, 21" High
- Optional factory installed tamper resistant thermostat
- Optional surface mounting adapter or 2x2 T-Bar mounting kit available



Unit shown recessed mounted

Product Specifications

The heaters are to be constructed of a heavy gauge steel housing. The rough in dimensions are 19 1/2" wide x 4" deep. The finish shall be baked-on powder coat in Ceiling White color. The units shall be available in ratings from 1500 through 4800 Watts with an optional factory installed single pole thermostat is available.

The heaters have a low speed 600-RPM motor, which drives a vane axial blower to deliver a quite 175 CFM's of down flow air. The heating element shall be of the block finned type with large, parallel steel fins for quick heat transfer. Unit shall have as standard, automatic reset thermal limit or a manual reset capillary type limit control, for added safety. Unit weight 22 pounds.

Standard Models

MFG MODEL NUMBER	KW	BTUs	VOLTS	PH	AMPS	TEMP RISE
E3383D-RP	1.5	5120	120	1	12.5	27 °F
F3386D-RP	4.0	13600	208		19.2	72 °F
F3387D-RP	4.8	16382	208		23.1	76 °F
HF3384D-RP	2.0 / 1.5	6826/5120	240/208		8.3/7.2	36 °F
HF3385D-RP	3.0 / 2.3	10200/7679	240/208		12.5/10.8	54 °F
HF3386D-RP	4.0 / 3.0	13600/10200	240/208		16.8/14.4	72 °F
H3387D-RP	4.8	16382	240		20	76 °F
G3383D-RP	1.5	5120	277		5.4	27 °F
G3384D-RP	2.0	6826	277		7.2	36 °F
G3385D-RP	3.0	10200	277		10.8	54 °F
G3386D-RP	4.0	13600	277		14.4	72 °F
G3387D-RP	4.8	16382	277		17.3	76 °F

Accessories

MFG MODEL NUMBER	DESCRIPTION	WT. (LBS)
BOX3310	Additional Back Can	10
3380EX33	Surface Mounting Adapter	5
TB3380	2X2 T-Bar Mounting Kit	7
In-Built Thermostat- Add suffix T to model	Factory installed single pole. Range-40° F-110° F	