


# TPI Insulated Wall Inlets



J&D is partnered with one of the best inlet manufacturers in the world, TPI Polytechnics.

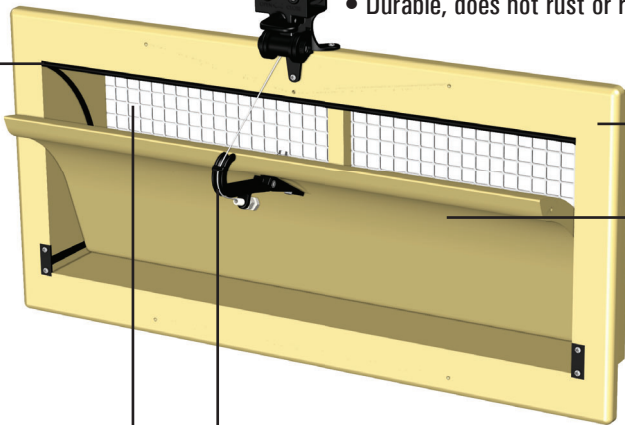
## Pulley Unit with Integrated Latch

- Pulley Unit
  - Can guide cord in either direction
  - Top pulleys can act as a support to the main cable
  - Made out of strong and durable ABS plastic
- Latch
  - Lock inlets when needed



## Polyurethane Foam Frame & Louvers

- Very lightweight
  - Easy installation
  - Reduced transportation cost
- Unique formula provides smooth and strong outer skin
- Insulating
  - Minimizes formation of condensation on the inlet
  - Its low temperature transference minimizes the effects of outdoor temperatures when closed
- Durable, does not rust or rot



## Mesh

- Corrosion-resistant galvanized wire
- 0.4" square openings

## Specially Designed Control Arm

- Protects the inlet doors from cord wear by extending the cord beyond the edge of the inlet door
- Moves the pressure point from the edge of the inlet door to a more centralized location on the inlet door for a more even distribution of force, creating an even engagement with the gasket when closed
- Includes tension adjusting nut to allow for minor adjustments

## Rubber/O-Lon Gaskets

- Minimize air infiltration when inlet is closed

## Optional Accessories for Compatible TPI Wall Inlets



Poly Weather Hood



Quick Release Weather Hood Mounting Brackets



Weather Hood Light Trap with Bracket

## Air Guides

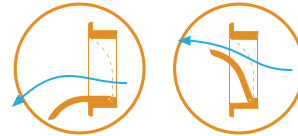


## Louvers

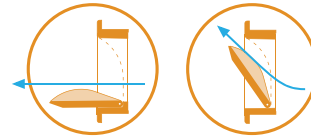
- Each model specifically designed to aim and project air differently to fit different ventilation needs
- Made from insulating polyurethane foam
- Smooth to minimize air resistance and for easy cleaning

## Uni-Directional Insulated Wall Air Inlets

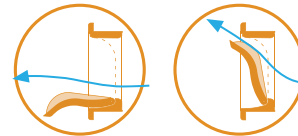
TPI-3000-VFBG-C Air Inlet



TPI-3000-VFBR-C Air Inlet

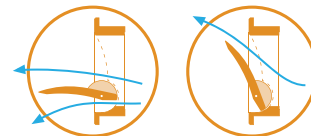


TPI-Ventum Air Inlet

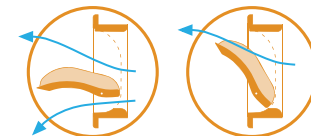


## Bi-Directional Insulated Wall Inlets

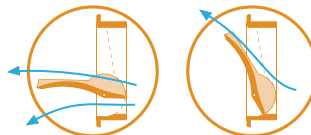
TPI-1800-VFG-C Air Inlet



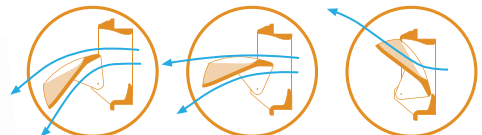
TPI-3000-VFG-C Air Inlet



TPI-4000-VFG-C Air Inlet



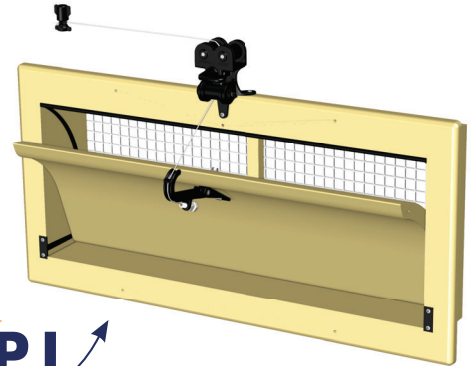
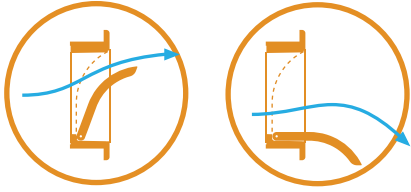
TPI-Aeron Air Inlet



**WARNING:** This product can expose you to chemicals including methyl isocyanate, which is known to the State of California to cause cancer and birth defects or other reproductive harm. For more information go to [www.P65Warnings.ca.gov/product](http://www.P65Warnings.ca.gov/product).

# TPI Uni-Directional Insulated Wall Air Inlets

## TPI-3000-VFBG-C Air Inlet



Part#	CFM @			m <sup>3</sup> /h			Force		
	.05" SP	.10" SP	.15" SP	10 Pa	20 Pa	40 Pa	Nw	Run	Color
TPI-3000-VFBG-C-Y	1,908	2,693	3,297	2,900	4,100	5,800	19.6	20.1"	Yellow
TPI-3000-VFBG-C-B	1,908	2,693	3,297	2,900	4,100	5,800	19.6	20.1"	Black

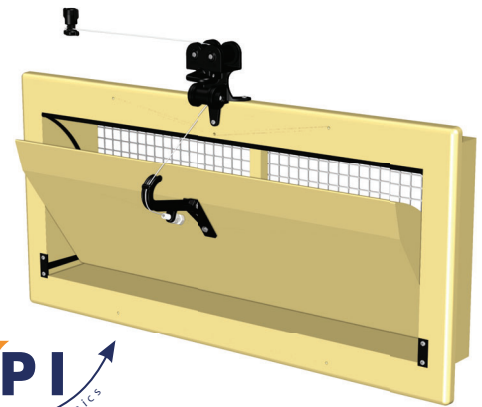
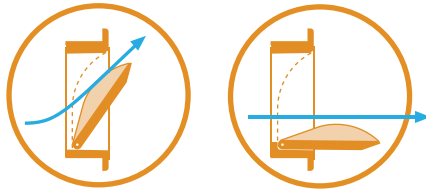
**Accessories**

TPI-951	Weather Hood, Black, fits TPI-3000 Series of Wall Inlets
TPI-902	Bracket Set, Quick Mount for TPI-951 Weather Hood
TPI-918-TR	Light Trap, for TPI-951 Weather Hood
TPI-793-C	Air Guides, for TPI-3000-*C Series of Wall Inlets



**Rough Opening**  
34.45" W x 15.55" H

## TPI-3000-VFBR-C Air Inlet



Part#	CFM @			m <sup>3</sup> /h			Force		
	.05" SP	.10" SP	.15" SP	10 Pa	20 Pa	40 Pa	Nw	Run	Color
TPI-3000-VFBR-C-Y	1,908	2,693	3,297	2,900	4,100	5,800	19.6	16.1"	Yellow
TPI-3000-VFBR-C-B	1,908	2,693	3,297	2,900	4,100	5,800	19.6	16.1"	Black

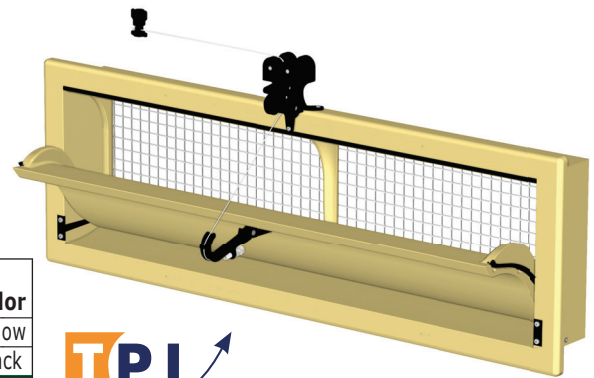
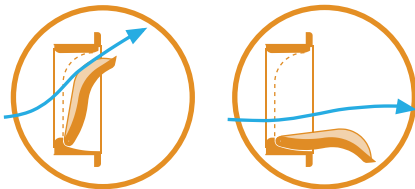
**Accessories**

TPI-951	Weather Hood, Black, fits TPI-3000 Series of Wall Inlets
TPI-902	Bracket Set, Quick Mount for TPI-951 Weather Hood
TPI-918-TR	Light Trap, for TPI-951 Weather Hood
TPI-793-C	Air Guides, for TPI-3000-*C Series of Wall Inlets



**Rough Opening**  
34.45" W x 15.55" H

## TPI-Ventum Air Inlet



Part#	CFM @			m <sup>3</sup> /h			Force		
	.05" SP	.10" SP	.15" SP	10 Pa	20 Pa	40 Pa	Nw	Run	Color
TPI-VENTUM-Y	2,290	3,218	3,950	3,480	3,480	6,950	29.4	18.5"	Yellow
TPI-VENTUM-B	2,290	3,218	3,950	3,480	3,480	6,950	29.4	18.5"	Black

**Accessories**

TPI-955	Weather Hood, Black, fits TPI-VENTUM Series of Wall Inlets
TPI-905	Bracket Set, Quick Mount for TPI-955 Weather Hood
TPI-915-TR	Light Trap, for TPI-955 Weather Hood
TPI-797	Air Guides, for TPI-VENTUM Series of Wall Inlets



**Rough Opening**  
44.88" W x 13.78" H

INLETS

**⚠ WARNING:** This product can expose you to chemicals including methyl isocyanate, which is known to the State of California to cause cancer and birth defects or other reproductive harm. For more information go to [www.P65Warnings.ca.gov/product](http://www.P65Warnings.ca.gov/product).