

# Soaking System

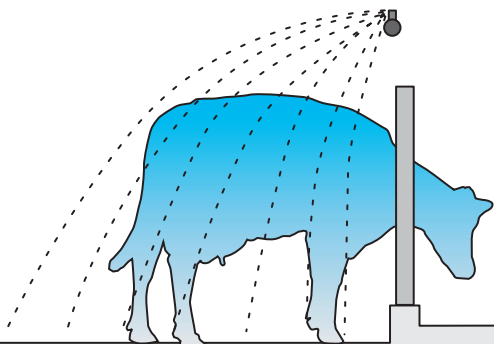

When the temperature-humidity index is above 68°F, livestock will experience heat stress. During heat stress, respiration rates increase, while milk production and reproduction decrease. One option to control heat stress is to install a soaker system over the feed line, parlor (enter and exit lanes) and in the holding pen. J&D Manufacturing's Soaking System has been designed to provide your livestock with dependable relief from the damaging effects of heat stress.

J&D Manufacturing's Soaking System provides all the necessary components needed to install and automate the system. Combined with J&D Manufacturing's recirculation fan line, you can achieve unsurpassed cooling benefits.

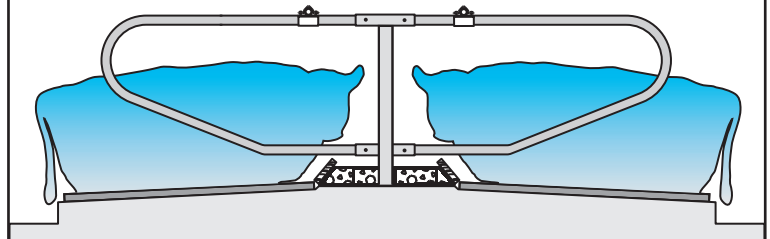
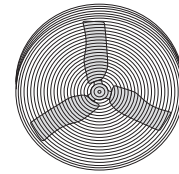
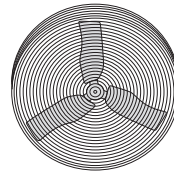
## Features

- Ideal for high humidity environments
- Helps maintain high levels of feed intake during heat stress periods, minimizing loss in production during the hottest summer months
- Utilizes existing tunnel and cross ventilation systems with increased returns
- Completely automated with the use of a thermostat and cycle timer in conjunction with an electric solenoid water valve
- In a typical installation, systems run on 16 minute cycles. Soaking occurs for 4 minutes on and 12 minutes off with recirculation fans running the entire 16 minute cycle to maximize the cooling effect and to dry livestock for the next soaking cycle

**Soak the cow not the feed in the feed line with 180° nozzle assemblies.**



**Soaked cows returning to well ventilated stalls lengthen the cooling effect and its benefits.**



**⚠ WARNING:** This product can expose you to chemicals including lead, which is known to the State of California to cause cancer and birth defects or other reproductive harm. For more information go to [www.P65Warnings.ca.gov/product](http://www.P65Warnings.ca.gov/product).

# Soaking System

Part#	Description
<b>Components for 100' System</b>	
SS01	Valve, 1" Ball
SS041	Filter Housing, 1" Spin Down with Filter and Flush Valve
SS041F	Filter, 140 Mesh for 1" Filter Spin Down Housing
SS071	Valve, 1" 110 Volt Brass Solenoid with 1" PVC Adapters
SSP101	Pressure Reducer, 25 PSI with 1" PVC Adapters
SSP180	Sprinkling Assembly, 180° Brass Nozzle, 36 Gallons Per Hour with 1" PVC Tee and Adapters
SSP180N	Nozzle, 180° Brass Sprinkling 36 Gallons Per Hour
SUA38	Cable, 3/8" Galvanized - Per Foot
VC115	Control, Single Stage Manual Thermostat, 120/240/277 Volts, 50/60Hz
SSP8601	Cycle Timer, 1 Pole, 120 VAC, 20 Amps, 59 Minute Maximum, 1 Minute Minimum
<b>Components for 200' System</b>	
SS011	Valve, 1½" Ball
SS04112	Filter Housing, 1½" Spin Down with Filter and Flush Valve
SS04112F	Filter, 140 Mesh for 1½" Filter Spin Down Housing
SS0715	Valve, 1½" 110 Volt Brass Solenoid with 1½" PVC Adapters
SSP1015	Pressure Reducer, 25 PSI with 1" & 1½" PVC Adapters
SSP18112	Sprinkling Assembly, 180° Brass Nozzle, 36 Gallons Per Hour with 1½" PVC Tee and Adapters
SSP180N	Nozzle, 180° Brass Sprinkling 36 Gallons Per Hour
SUA38	Cable, 3/8" Galvanized - Per Foot
VC115	Control, Single Stage Manual Thermostat, 120/240/277 Volts, 50/60Hz
SSP8601	Cycle Timer, 1 Pole, 120 VAC, 20 Amps, 59 Minute Maximum, 1 Minute Minimum
<b>Components for 500' System</b>	
SS012	Valve, 2" Ball
SS04	Filter Housing, 2" Spin Down with Filter and Flush Valve
SS04F	Filter, 140 Mesh for 2" Filter Spin Down Housing
SS072	Valve, 2" 110 Volt Brass Solenoid with 2" PVC Adapters
SSP101A	Pressure Reducer, 25 PSI with 1" & 2" PVC Adapters
SSP182	Sprinkling Assembly, 180° Brass Nozzle, 36 Gallons Per Hour with 2" PVC Tee and Adapters
SSP180N	Nozzle, 180° Brass Sprinkling 36 Gallons Per Hour
SUA38	Cable, 3/8" Galvanized - Per Foot
VC115	Control, Single Stage Manual Thermostat, 120/240/277 Volts, 50/60Hz
SSP8601	Cycle Timer, 1 Pole, 120 VAC, 20 Amps, 59 Minute Maximum, 1 Minute Minimum



Ball Valve



Filter Housing



Solenoid Valve



Pressure Reducer

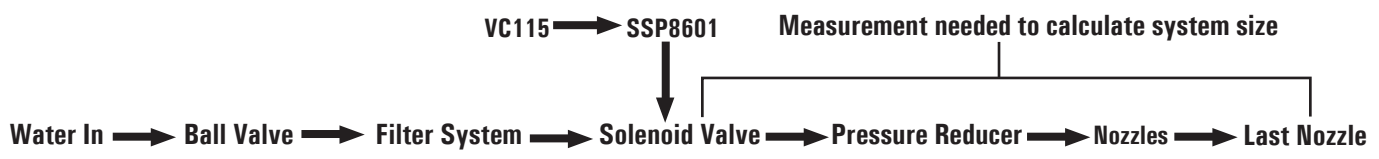


Cycle Timer

## Installation Information

- All nozzles must face up
- Space sprinkling nozzles every 7'
- Due to high water flow rates, adequate water supply must be provided

## Typical System Layout



HIGH PRESSURE FOG & COOLING

**⚠ WARNING:** This product can expose you to chemicals including lead, which is known to the State of California to cause cancer and birth defects or other reproductive harm. For more information go to [www.P65Warnings.ca.gov/product](http://www.P65Warnings.ca.gov/product).