



heat wagon

**Model
HVF110, 210, 310**

Oil Indirect Fired Heaters

- High pressure operation
- Four-loop exhaust gas system™ for higher efficiency
- Output temperature 160°F
- Extra large fuel tanks for extended run times
- Runs on #1 & #2 diesel, kerosene, JP-8 or Jet A
- Low power consumption-runs on 15 amp circuit
- “One Man” maneuverability
- Preheated fuel filter (210, 310)



heat wagon 


342 N. 400 E. Valparaiso, IN 46383
219-464-8818 • 219-462-7985 • www.heatwagon.com

Rev. 7-20


Standard Features



Tie-Down Brackets



Fuel Cap with Gauge




Preheated Fuel Filter (standard on 210 & 310 models)

Optional Accessories



Single Duct Adaptor



Split Duct Adaptor



Flue Duct Kit



Remote Thermostat

Model:	HVF110	HVF210	HVF310
Heat Input Btu/Hr	110,000	205,000	300,000
Output (CFM)	1020	1530	2500
Duct Length	25	50	50
Heat Output Btu/Hr	91,900	174,900	254,400
Fuel Consumption Gal/Hr	.80	1.48	2.28
Power Supply	120V/6 amp	120V/9 amp	120V/12 amp
Flue Diameter	6"	6"	6"
Tank Capacity (Gallons)	17.2	27.7	35.7
Run Time Per Full Tank (Hours)	22	19	16
Heater Dimensions	49"L x 20"W x 31"H	57"L x 23"W x 38"H	69"L x 28"W x 38"H
Heater Weight (lbs) w/o fuel	100	180	270
Warranty	One Year	One Year	One Year
Photoelectric Flame Sensor	Standard	Standard	Standard
Overheat Switch Protection	Standard	Standard	Standard
Air Pressure Switch	Standard	Standard	Standard
Preheated fuel filter	-	Standard	Standard
Duct Diameters (single/two way)	12"	14"/12"	18"/12"
Accessories			
Duct (225°F Temp Rating) 25' Long	WD1225	WD1425/WD1225	WD1825/WD1225
Duct Adaptor (single)	AR110	AR210	AR310
Duct Adaptor (two way)	-	AR212	AR312
Thermostat (with 50' of cord)	THIDF	THIDF	THIDF
Flue Kit	EF1	EF1	EF1