

AZ45E09EAC

GE Zoneline® Cooling and Electric Heat Unit with Corrosion Protection, 265 Volt

FEATURES AND BENEFITS

Cooling capacity - 9,500 BTU

Energy efficiency - 11.6 EER

Dehumidification - 2.7 pints/hour

Indoor fan CFM (high/low) - 393/260

Electronic touch controls with LED display

Quiet operation - Baked-on mastic sound barrier, cross flow blower and two DC fan motors create less noise to ensure comfort

SMC base pan and bulkhead - No rusting and helps block noise

Corrosion resistant - Extends life of the unit in sea coast areas/corrosive environments

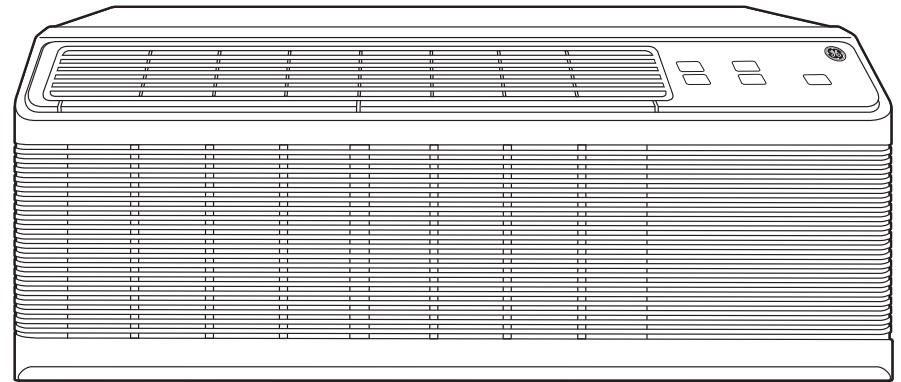
Heat & Freeze Sentinels - Keeps the room from overheating or freezing

Electronic temperature limiting - Prevents expensive over-cooling or over-heating of the room

Fresh air vent CFM (fully open high fan) - 38*

R-410A refrigerant

*When using the RAKVENT1 kit



AZ45E09EAC

GE Zoneline® Cooling and Electric Heat Unit with Corrosion Protection, 265 Volt

DIMENSIONS AND INSTALLATION INFORMATION (IN INCHES)

ELECTRICAL WIRING

All wiring, including installation of receptacle, must be made in accordance with national and local electrical codes and regulations.

NOTE: Aluminum wiring may pose special problems – consult a qualified electrician.

GRILLE OPTIONS

Stamped Aluminum Grille – RAG60
 Exterior Architectural Louvers Durable Polycarbonate: RAG61 (Beige), RAG62 (Maple), RAG63 (Dark Brown)
 Extruded Aluminum Architectural Grille – RAG67

RETROFIT KITS:

RAK40 – Deflector Kit to adapt chassis for use with non-GE exterior louvered grilles.

DUCTED APPLICATIONS

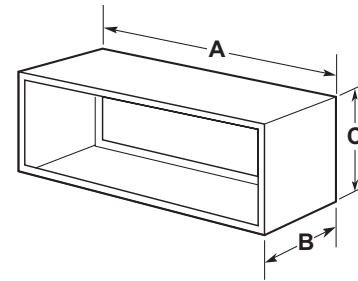
AZ45 and AZ65 Series can be used with ductwork to heat or cool more than one room. RAK6053 Duct Adaptor is applied to the top of case over the air discharge. RAK601B Duct Extension is applied to right or left of adaptor. Locally fabricated ductwork may be added to extend to maximum recommended straight distance of 15 feet in one direction.

ELECTRICAL CONNECTION

265 volt units are provided with a junction box and require direct connection or permanent direction per NEC. See Architects and Engineers Design Data Manual for electrical connection information including use of sub-base for direct connected units. Installation must comply with national and local electrical codes and regulations.

Power connection kits are required on all Zoneline chassis.

WALL SLEEVE DIMENSIONS



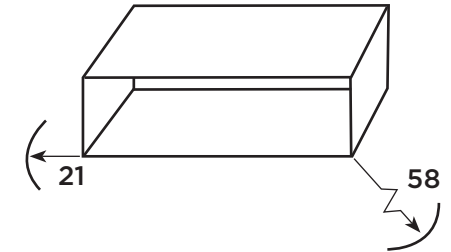
RAK81* WALL SLEEVE

Heavy-gauge steel, 4 pc design with insulation. A-42", B-13-3/4", C-16"
 Also available in 16", 18", 20" and 24" depths

RAK78B WALL SLEEVE

4 pc Fiberglass reinforced polyester compound with stainless steel locking components. A-42", B-14", C-16"

MAXIMUM CORD EXTENSION



WALL OPENING DIMENSIONS

Add 1/4" to A and C dimensions for all cut-outs.
 16-1/4" Min. H x 42-1/4" Min. W

265-VOLT - PERMANENT (P,CORD SET) AND DIRECT-CONNECT UNITS (D)						
BTUh SIZE	7K/9K			12K/15K		
Power Connection Kit	RAK515P RAK515D	RAK520P RAK520D	RAK530P RAK530D	RAK515P RAK515D	RAK520P RAK520D*	RAK530P RAK530D*
Total Watts	2440	3450	4850*	2460	3470	4870*
Heater Watts	2400	3400	4800*	2400	3400	4800*
Heater BTU	8100	11600	16300*	8100	11600	16300*
Total Amps	9.1	12.9	18.1	9.3	13.1	18.4
MCA	15	20	25	15	20	25
Recommended Protective Device (MOCP)	15 amp time-delay fuse or breaker	20 amp time-delay fuse or breaker	25 amp time-delay fuse or breaker	15 amp time-delay fuse or breaker	20 amp time-delay fuse or breaker	25 amp time-delay fuse or breaker

*Heater output reduced on low fan speed.



For more information please visit our website at zoneline.com or message Hospitality.Direct@geappliances.com.

Specification Revised 6/22