

AZ45E09DAP

GE Zoneline® Dry Air 25 Cooling and Electric Heat Unit with Corrosion Protection, 230/208 Volt

FEATURE AND BENEFITS

Perfect for high humidity climates - removes 20%-35% more moisture from the air than standard Zoneline air conditioners*

Cooling capacity - 9,400/9,300 BTU

Energy efficiency - 12.1/12.1 EER

Dehumidification - 3.4 pints/hour

Indoor fan CFM (high/low) - 370/260

Electronic touch controls with LED display

Quiet operation - Baked-on mastic sound barrier, cross flow blower and two DC fan motors create less noise to ensure comfort

Corrosion resistant - Extends life of the unit in sea coast areas/corrosive environments

Heat & Freeze Sentinels - Keeps the room from overheating or freezing

Electronic temperature limiting - Prevents expensive over-cooling or over-heating of the room

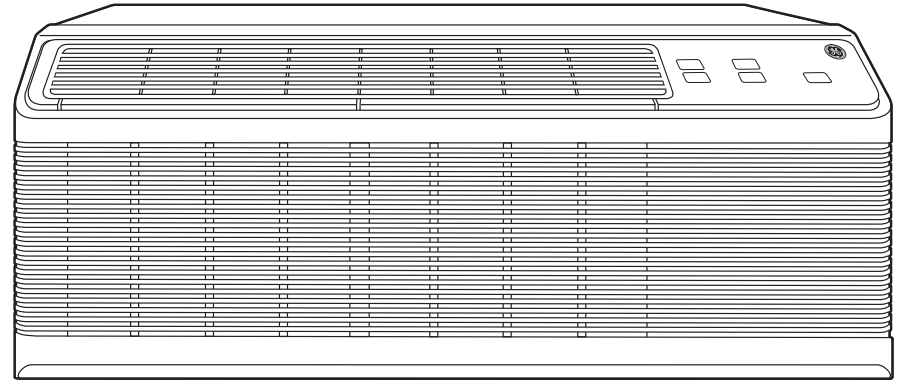
Fresh air vent CFM (fully open high fan) - 44**

R-410A refrigerant

SMC base pan and bulkhead - No rusting and helps block noise

*Varies when comparing dehumidification rates of the 7,000/9,000/12,000 BTU base models to their dry air model counterparts.

** When using the RAKVENT1 kit



AZ45E09DAP

GE Zoneline® Dry Air 25 Cooling and Electric Heat Unit with Corrosion Protection, 230/208 Volt

DIMENSIONS AND INSTALLATION INFORMATION (IN INCHES)

ELECTRICAL WIRING

All wiring, including installation of receptacle, must be made in accordance with national and local electrical codes and regulations.

NOTE: Aluminum wiring may pose special problems - consult a qualified electrician.

GRILLE OPTIONS

Stamped Aluminum Grille - RAG60
 Exterior Architectural Louvers Durable Polycarbonate: RAG61 (Beige), RAG62 (Maple), RAG63 (Dark Brown)
 Extruded Aluminum Architectural Grille - RAG67

RETROFIT KITS:

RAK40 - Deflector Kit to adapt chassis for use with non-GE exterior louvered grilles.

DUCTED APPLICATIONS

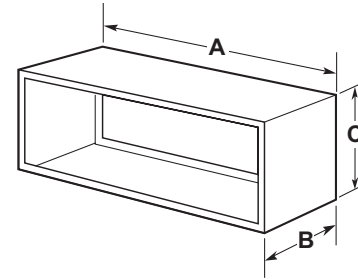
Ducted applications are NOT available/approved for Dry Air units.

ELECTRICAL CONNECTION

230/208 volt units may be plugged into a receptacle. See Architects and Engineers Design Data Manual for electrical connection information including use of sub-base for direct connected units. Installation must comply with national and local electrical codes and regulations.

Power connection kits are required on all Zoneline chassis.

WALL SLEEVE DIMENSIONS



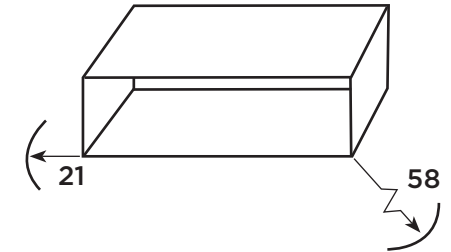
RA81* WALL SLEEVE

Heavy-gauge steel, 4 pc design with insulation. A-42", B-13-3/4", C-16"
 Also available in 16", 18", 20" and 24" depths

RA87B WALL SLEEVE

4 pc Fiberglass reinforced polyester compound with stainless steel locking components. A-42", B-14", C-16"

MAXIMUM CORD EXTENSION



WALL OPENING DIMENSIONS

Add 1/4" to A and C dimensions for all cut-outs.
 16-1/4" Min. H x 42-1/4" Min. W

AZ45/65 HEATER KW						
230/208 VOLT	LINE CORD (P), DIRECT (D) AND SUB-BASE CONNECTED UNITS					
	7K/9K			12K/15K		
Power Connection Kit	RAK315P RAK315D* RAK204D15C*	RAK320P RAK320D* RAK204D20C*	RAK330P RAK330D* RAK204D30C*	RAK315P RAK315D* RAK204D15C*	RAK320P RAK320D* RAK204D20C*	RAK330P RAK330D* RAK204D30C*
Total Watts	2410/1990	3420/2830	4830/3990	2430/2020	3450/2860	4860/4020
Heater Watts	2400/1960	3400/2780	4800/3930	2400/1960	3400/2780	4800/3930
Heater BTU	8100/6600	11600/9400	16300/13400	8100/6600	11600/9400	16300/13400
Total Amps	10.5/9.6	14.9/13.6	21.0/19.2	10.6/9.7	15.1/13.8	21.2/19.3
(MCA)	15	20	30	15	20	30
Recommended Protective Device (MOCP)	15 amp time-delay fuse or breaker	20 amp time-delay fuse or breaker	30 amp time-delay fuse or breaker	15 amp time-delay fuse or breaker	20 amp time-delay fuse or breaker	30 amp time-delay fuse or breaker

*Per the NEC, use of this connection kit requires the purchase and use of the RAK4002D Junction Bo



For more information please visit our website at zoneline.com or message Hospitality.Direct@geappliances.com.

Specification Revised 6/22