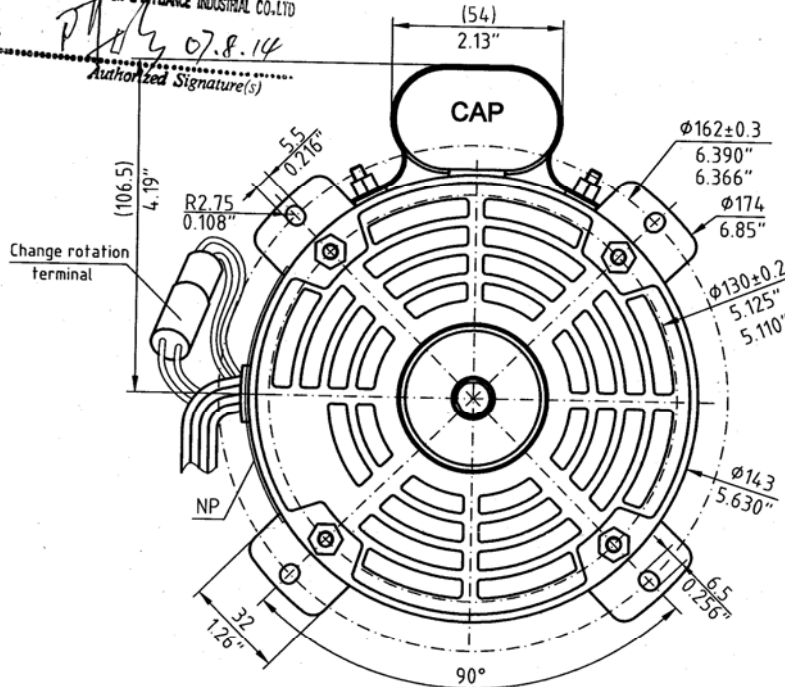


XXX

| REV | SYM | Req # | DESCRIPTION | DATE | BY |
|-----|-----|--------|---|---------|-----|
| B | | D14061 | 1. Adding 3/4HP in the list of 60Hz 2. Increasing the current under 50Hz | 14.0623 | WMF |

For and on behalf of
CHIKEE ELECTRICAL MOTOR & APPLANCE INDUSTRIAL CO.,LTD
07.8.14
Authorized Signature(s)

| Label Information | | |
|------------------------|---------------------------------------|----------|
| Chikee Model# | CK48HF21HF01 | |
| Customer P/N | 6311R | |
| Horse Power | 1/2, 3/4 | |
| Volts | 115 / 230 | |
| Hz | 60/50 | |
| Amps | 60Hz 5.6/2.8, 8.4/4.2 50Hz 7.6/3.8 | |
| R.P.M. | 1625/1380 | |
| Capacitance | 12.5MFD/370V | |
| Rotation | REVERSIBLE | |
| Protector | 8CM036 145°C | |
| Insulation Class | F | |
| Operating temperature | AMB 40°C | |
| Length of time run | Continuous | |
| Type of construction | OPAO | |
| Actual Performance | 60Hz | 50Hz |
| Full load Amps (FLA) | 8.0/4.4A | 7.2/3.6A |
| Full load Torque | 3.3N.m | 2.6N.m |
| Actual RPM | 1625 | 1380 |
| Actual Horse Power | 3/4HP | 1/2HP |
| Efficiency | 64% | 64% |
| Motor Construction | | |
| Winding wire size | | |
| Winding Resistance | | |
| Bearing | BALL | |
| Mounting Position | HORIZONTAL | |
| Motor body | 153(6.023") | |
| Stator inside diameter | 84(3.307") | |
| Stack length | 65(2.559") | |
| Shaft Extension Length | 71.5(2.815") | |
| Shaft Flat length | 57.5(2.264") | |
| Studs | #8-32UNC | |
| Exta Mounting Nuts | #8-32UNC | |
| Cord Length | 305(12") | |
| Weight | / | |



HSSA®

CONNECTION DIAGRAM

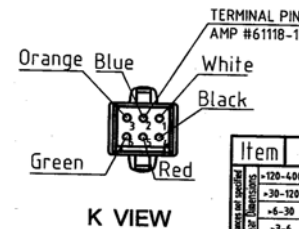
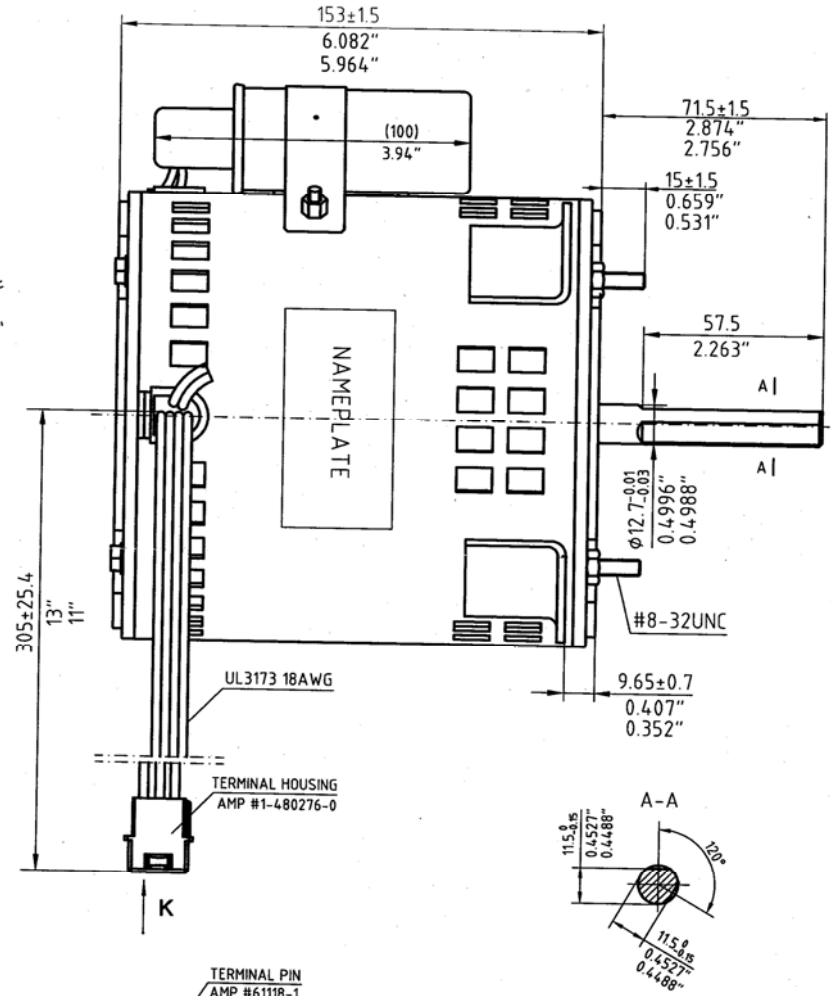
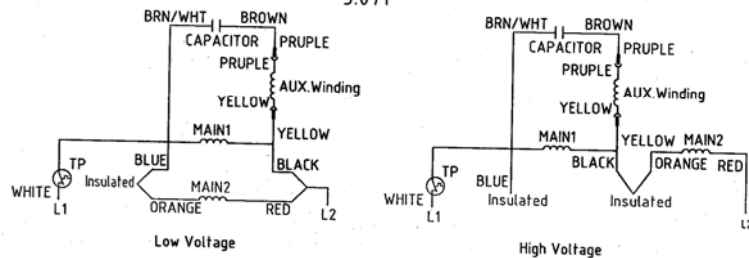
LO VOLTS HI VOLTS
WHT - L1 WHT - L1
BLU - INS BLU - INS
ORG - INS ORG - INS
BLK - INS BLK - INS
RED - L2 RED - L2

YEL - YEL YEL - YEL
PUR - PUR PUR - PUR
CWLE CWLE

115/230V 60Hz 1/2, 3/4HP 5.6/2.8, 8.4/4.2A 1625RPM
1/2HP 50Hz 7.6/3.8A 1380RPM CL.F PH1 48Y
AMB 40°C AIR OVER CONT 12.5MFD/370V SF1.0
THERMALLY PROTECTED REVERSIBLE
MOD: CK48HF21HF01 CPN: 6311R
DATE: MADE IN CHINA E257043

30 1.181"

78 3.071"



| Item | Code | Name and Model | QTY | Remark |
|------------------|--------------|----------------|-----|---|
| Edges | ±120-400 ±12 | CK48HF21HF01 | | Specification |
| ±30-120 ±0.8 | | | | |
| ±5-30 ±0.5 | | | | |
| ±3-6 ±0.3 | | | | |
| 0.5-3 ±0.2 | | | | |
| Design by/Date | S | B | 1:1 | Chikee Electrical Motor & Appliance Industrial Co., Ltd |
| Checked by/Date | Sheet 1/1 | Unit | m/m | |
| Approved by/Date | | | | |

COPYRIGHT BY Chikee®. ALL RIGHT RESERVED. REPRODUCTION IN WHOLE OR IN PART WITHOUT PERMISSION IS PROHIBITED.

DWG文件位置
209#...
DWG文件名
00000000000000000000
形底图号
底图号
签字
日期