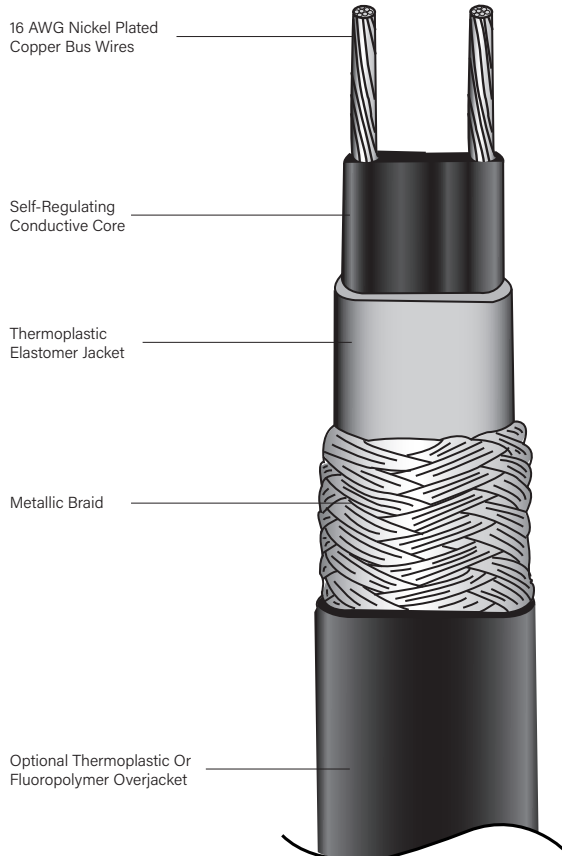


## Industrial (IN) Series Self-Regulating Cable

120 and 240 Volts 3, 5, 8 and 10 Watts/Ft.  
Above Standard Ratings are Heat Output at  
50°F (10°C) for Pipe Tracing



### DESCRIPTION

Delta-Therm self-regulating heating cable increases heat output as pipe temperature decreases, and conversely, decreases heat output as pipe temperature increases. This cable is intended for use on metal and plastic pipes.

Industrial Series cables contain two parallel bus wires electrically connected by a web of PTC (positive temperature coefficient) conductive polymer. A thermoplastic elastomer jacket surrounds the cable to provide mechanical protection and electrical isolation. A tinned copper (CB) or stainless steel (SSB) braid provides additional mechanical protection as well as a ground path for fault currents.

IN Series cables can also be specified with either a thermoplastic (T) overjacket to protect against non-organic corrosives or a fluoropolymer (F) overjacket to protect against organic corrosives. A monitor wire option is also available for continuous monitoring of both bus wires for continuity.

### APPLICATIONS

#### External Pipe Tracing

### APPROVALS

Ordinary: IN Series cables are FM approved and CSA certified for pipe tracing when used with a PCK-IN connection kit (FM) or PCK-HLC (CSA).

Hazardous: IN Series CB or SS cables (regardless of overjacket) are FM approved and CSA certified for pipe tracing in the following categories:

CSA	FM
Class I, Div. 1 And 2, Grps. A, B, C And D	Class I, Div. 2, Grps B, C, And D
Class II, Div. 1 And 2, Grps. E, F, And G	Class II, Div. 2, Grps F And G
Class III, Div. 1 And 2	Class III, Div. 2
For CSA Certification, Use PCK-HLC.	For FM Approval, Use PCK-IN.



**WARNING:** This cable must be installed by a qualified electrician. Improper installation can result in property damage, serious injury, and/or death due to electric shock and fires.



# IN Series Technical Information

## IN SERIES - 120 VAC BREAKER SIZE AND MAX. CIRCUIT LENGTHS FT. (M)

IN120-3 If Started At	15A	20A	30A	40A
50°F (10°C)	300' (91)	-	-	-
35°F (2°C)	270' (82)	300' (91)	330' (101)	-
0°F (-18°C)	200' (61)	270' (82)	330' (101)	-
-20°F (-29°C)	180' (55)	230' (70)	330' (101)	-
<b>IN120-5 If Started At</b>				
50°F (10°C)	230' (70)	270' (82)	-	-
35°F (2°C)	200' (61)	240' (73)	270' (82)	-
0°F (-18°C)	150' (46)	200' (61)	270' (82)	-
-20°F (-29°C)	130' (40)	175' (53)	260' (79)	270' (82)
<b>IN120-8 If Started At</b>				
50°F (10°C)	150' (46)	200' (61)	210' (64)	-
35°F (2°C)	130' (40)	175' (53)	200' (61)	210' (64)
0°F (-18°C)	95' (29)	125' (38)	190' (58)	210' (64)
-20°F (-29°C)	85' (26)	100' (31)	170' (52)	210' (64)
<b>IN120-10 If Started At</b>				
50°F (10°C)	115' (35)	150' (46)	180' (55)	-
35°F (2°C)	100' (31)	130' (40)	170' (52)	180' (55)
0°F (-18°C)	70' (21)	95' (29)	145' (44)	180' (55)
-20°F (-29°C)	60' (18)	85' (26)	120' (37)	165' (50)

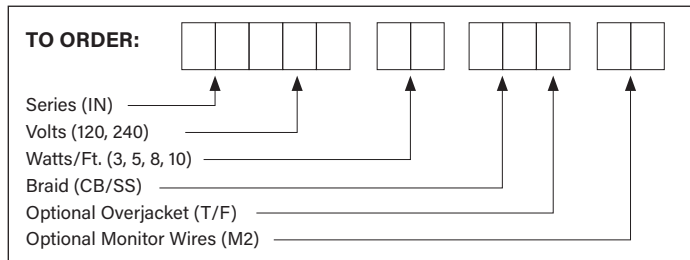
## IN SERIES - 240 VAC BREAKER SIZE AND MAX. CIRCUIT LENGTHS FT. (M)

IN240-3 If Started At	15A	20A	30A	40A
50°F (10°C)	660' (201)	-	-	-
35°F (2°C)	580' (177)	610' (186)	660' (201)	-
0°F (-18°C)	410' (125)	560' (171)	660' (201)	-
-20°F (-29°C)	360' (110)	480' (146)	660' (201)	-
<b>IN240-5 If Started At</b>				
50°F (10°C)	460' (140)	540' (165)	-	-
35°F (2°C)	410' (125)	490' (149)	540' (165)	-
0°F (-18°C)	300' (91)	400' (122)	540' (165)	-
-20°F (-29°C)	260' (79)	345' (105)	520' (159)	540' (165)
<b>IN240-8 If Started At</b>				
50°F (10°C)	295' (90)	390' (119)	420' (128)	-
35°F (2°C)	260' (79)	340' (104)	410' (125)	-
0°F (-18°C)	195' (59)	250' (76)	375' (114)	420' (128)
-20°F (-29°C)	170' (52)	225' (69)	340' (104)	420' (128)
<b>IN240-10 If Started At</b>				
50°F (10°C)	230' (70)	305' (93)	360' (110)	-
35°F (2°C)	200' (61)	270' (82)	330' (100)	360' (110)
0°F (-18°C)	150' (46)	200' (61)	300' (91)	360' (110)
-20°F (-29°C)	130' (40)	175' (53)	260' (79)	360' (110)

## IN SERIES CONVERSION TABLE FOR ALTERNATE VOLTAGES

Delta-Therm 240V self-regulating heating cable is multi-voltage. It can be used in 208V, 240V, and 277V applications. The conversion table below lists voltage with various power output ratings at 50°F (10°C)

Alternate Voltages	Nominal Watts/Ft. (Watts/m) At 50°F (10°C)			
	IN240-3	IN240-5	IN240-8	IN240-10
208	2.3 (7.5)	4.3 (14.1)	7.3 (24.7)	9.3 (31.4)
240	3.0 (10.1)	5.0 (16.9)	8.0 (27.0)	10.0 (33.8)
277	3.8 (12.5)	5.8 (19.6)	8.8 (29.74)	10.8 (36.5)



## Use of Ground Fault Protective Devices and Tinned Copper Metallic Overshield

### NEC CODE 2017, ARTICLE 427-22:

Equipment Protection. Ground-fault protection of equipment shall be provided for electric heat tracing and heating panels. This requirement shall not apply in industrial establishments where there is alarm indication of ground faults and the following conditions apply:

- (1) Conditions of maintenance and supervision ensure that only qualified persons service the installed systems.
- (2) Continued circuit operation is necessary for safe operation of equipment or processes.

### NEC CODE 2017, ARTICLE 427-23:

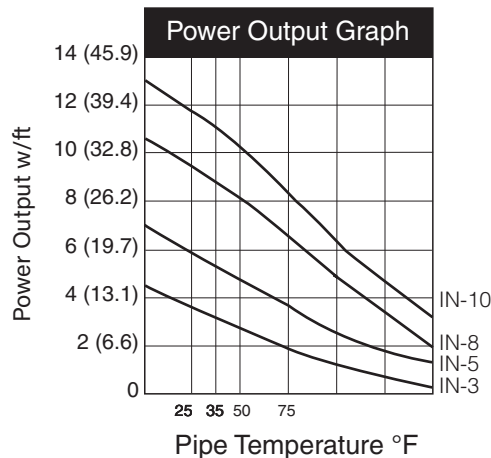
Grounded Conductive Covering. Electric heating equipment shall be listed and have a grounded conductive covering in accordance with 427.23(A) or (B). The conductive covering shall provide an effective ground path for equipment protection.

(A) Heating Wires or Cables. Heating wires or cables shall have a grounded conductive covering that surrounds the heating element and bus wires, if any, and their electrical insulation. The metal covering shall provide an effective ground path.

The material contained in this document is presented in good faith and believed to be reliable and accurate. However, because testing conditions may vary and material quality or information that may be provided in whole or in part by others may be beyond our control, no warranty, expressed or implied, is given. Delta-Therm can assume no liability for results obtained or damages incurred through the application of the data and tests presented.

## IN SERIES ELECTRICAL SPECIFICATIONS

	IN120-3	IN120-5	IN120-8	IN120-10	IN240-3	IN240-5	IN240-8	IN240-10
<b>Voltage</b>	120 VAC	120 VAC	120 VAC	120 VAC	240 VAC	240 VAC	240 VAC	240 VAC
<b>Max. Circuit Length Ft. (m)</b>	330' (100)	270' (82)	210' (64)	180' (55)	660' (201)	540' (165)	420' (128)	360' (110)
<b>Thermal Rating at 50°F (10°C) Watts/Ft. (Watts/m)</b>	3 (10)	5 (16)	8 (26)	10 (33)	3 (10)	5 (16)	8 (26)	10 (33)
<b>Maximum Maint. Temp. °F (°C)</b>	150° (66°)	150° (66°)	150° (66°C)	150° (66°)	150° (66°)	150° (66°)	150° (66°)	150° (66°)
<b>Maximum Exp. Temp. °F (°C)</b>	185° (85°)	185° (85°)	185° (85°)	185° (85°)	185° (85°)	185° (85°)	185° (85°)	185° (85°)



## ACCESSORIES

ETK-IN	End Termination Kit - FM/CSA
PCK-HLC	Power Connection Kit (Hazardous Locations)- CSA
PCK-IN	Power Connection Kit - FM
PCK-IN/MC	Power Connection Kit - FM
ETK-IN-5	End Termination Kit - FM/CSA
SPK-IN	Splice Connection Kit - FM/CSA
SPK-IN-5	Splice Connection Kit - FM/CSA
CL-S/CL-L	Small And Large Caution Labels
PC1, PC2, PC3	Polycarbonate Junction Box
T-ALXXX	Aluminum Heat Distribution Tape
T-FXXX	Fiberglass Banding Tape

## CIRCUIT BREAKERS

Do not use magnetic-type circuit breakers. Delta-Therm recommends using the following thermal-magnetic circuit breakers (or equivalent) to prevent nuisance tripping caused by inrush currents:

Westinghouse:	Types BA, EB, EHB, FB, HFB
Gen. Electric:	Types TEB, THED
Square D:	Types EH, FA