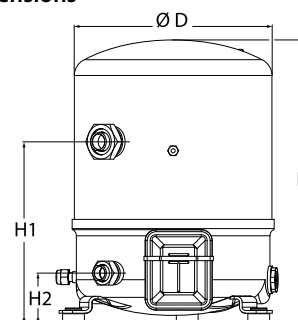


General Characteristics

Model number (on compressor nameplate)		MT64HM4CVE
Code number for Singlepack*		MT64-4VI
Code number for Industrial pack**		MT64-4VM
Drawing number		8502012g
Suction and discharge connections		Rotolock
Suction connection		1-3/4" Rotolock
Discharge connection		1-1/4" Rotolock
Suction connection with supplied sleeve		7/8" ODF
Discharge connection with supplied sleeve		3/4" ODF
Oil sight glass		Threaded
Oil equalisation connection		3/8" flare SAE
Oil drain connection		None
LP gauge port		Schrader
IPR valve		30 bar / 8 bar
Cylinders		2
Swept volume		107,71 cm ³ /rev
Displacement @ Nominal speed		18.7 m ³ /h @ 2900 rpm - 22.6 m ³ /h @ 3500 rpm
Net weight		37 kg
Oil charge		1,8 litre, Mineral - 160P
Maximum system test pressure Low Side / High side		25 bar(g) / 30 bar(g)
Maximum differential test pressure		30 bar
Maximum number of starts per hour		12
Refrigerant charge limit		5 kg
Approved refrigerants		R22, R417A-160PZ

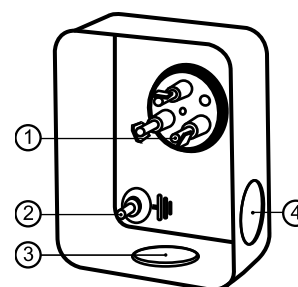
Dimensions


D=288 mm

H=413 mm

H1=265 mm

H2=74 mm

Terminal box


IP55 (with cable gland)

1: Spade connectors 1/4"

2: Earth M4-12

3: Knock-out Ø 21 mm (0.83")

4: Hole Ø 21 mm (0.83")

Electrical Characteristics

Nominal voltage	380-400V/3/50Hz - 460V/3/60Hz
Voltage range	340-440 V @ 50Hz - 414-506 V @ 60Hz
Winding resistance (between phases) +/- 7% at 25°C	2.41 Ω
Maximum Continuous Current (MCC)	15 A
Locked Rotor Amps (LRA)	67 A
Motor protection	Internal overload protector

Recommended Installation torques

Oil sight glass	50 Nm
Power connections / Earth connection	Nm / 2 Nm
Mounting bolts	15 Nm

Parts shipped with compressor

Mounting kit with grommets, bolts, nuts, sleeves and washers
Suction & Discharge solder sleeves, rotolock nuts and gaskets (shipped with rotolock version only)
Initial oil charge
Installation instructions

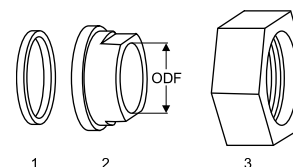
Approvals : CE certified, UL certified (file SA6873), CCC certified

*Singlepack: Compressor in cardboard box

**Industrial pack: 6 Unboxed compressors on pallet (order per multiples of 6)

Rotolock accessories, suction side
Code no.

Solder sleeve, P07 (1-3/4" Rotolock, 7/8" ODF)	8153013
Angle adapter, C07 (1-3/4" Rotolock, 7/8" ODF)	8168008
Rotolock valve, V07 (1-3/4" Rotolock, 7/8" ODF)	8168032
Gasket, 1-3/4"	8156132

Gaskets, sleeves and nuts


- 1: Gasket
- 2: Solder sleeve
- 3: Rotolock nut

Rotolock accessories, discharge side
Code no.

Solder sleeve, P04 (1-1/4" Rotolock, 3/4" ODF)	8153008
Angle adapter, C04 (1-1/4" Rotolock, 3/4" ODF)	8168006
Rotolock valve, V04 (1-1/4" Rotolock, 3/4" ODF)	8168029
Gasket, 1-1/4"	8156131

Rotolock accessories, sets
Code no.

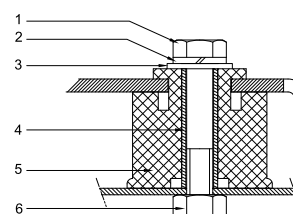
Angle adapter set, C07 (1-3/4"~7/8"), C04 (1-1/4"~3/4")	7703013
Valve set, V07 (1-3/4"~7/8"), V04 (1-1/4"~3/4")	7703006
Gasket set, 1", 1-1/4", 1-3/4", OSG gaskets black & white	8156009

Oil / lubricants
Code no.

Mineral oil, 160P, 2 litre can	7754001
Mineral oil, 160P, 5 litre can	7754002

Crankcase heaters
Code no.

PTC heater 27W	120Z0459
Belt type crankcase heater, 65 W, 230 V, CE mark, UL	7773107
Belt type crankcase heater, 65 W, 400 V, CE mark, UL	7773117
Belt type crankcase heater, 65 W, 460 V, CE mark, UL	120Z0466

Mounting kit


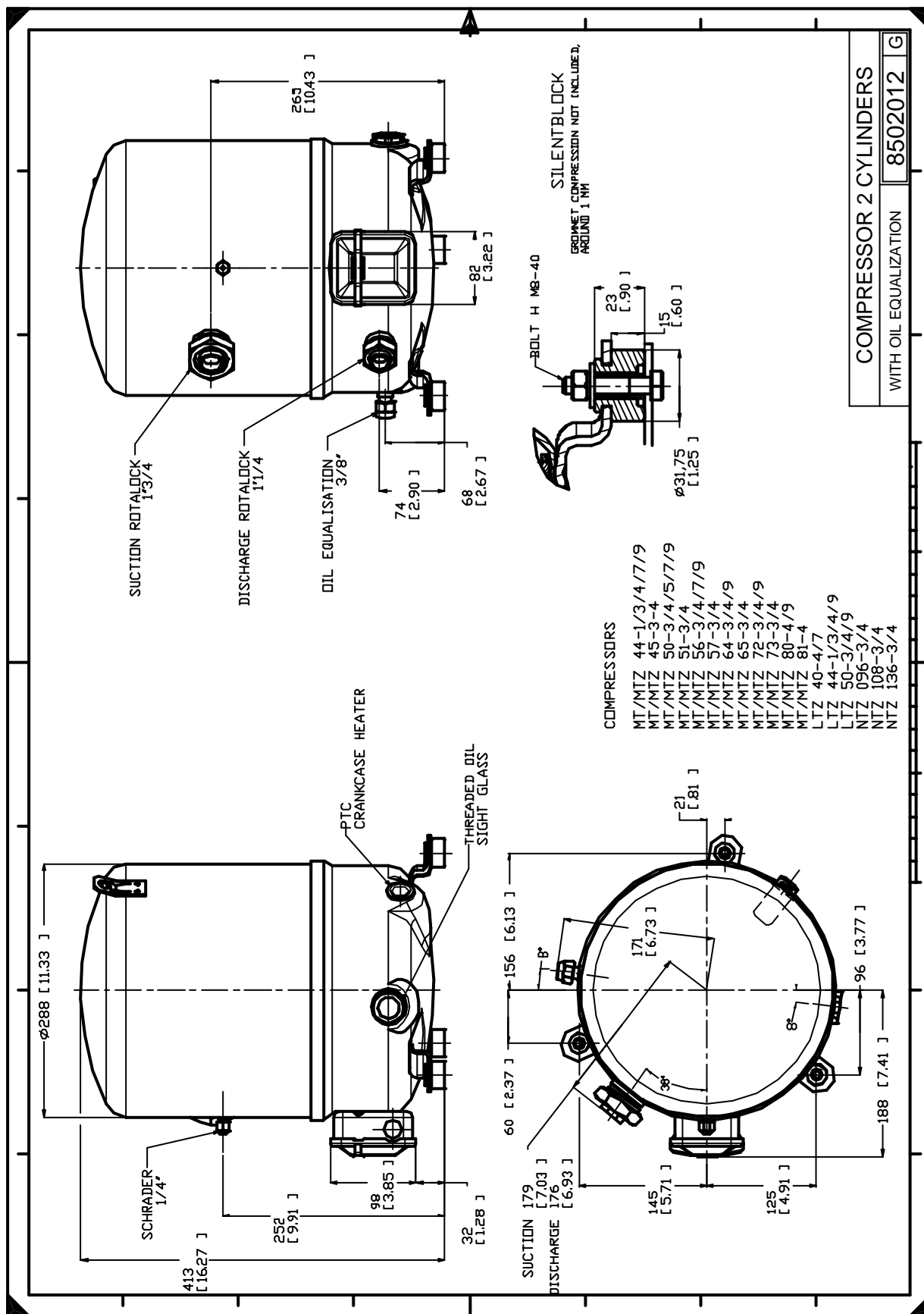
- 1: Bolt (3x)
- 2: Lock washer (3x)
- 3: Flat washer (3x)
- 4: Sleeve (3x)
- 5: Grommet (3x)
- 6: Nut (3x)

Miscellaneous accessories
Code no.

Electronic soft start kit, MCI 15 C	7705006
Soft start kit with statoric resistors, prewired box, SCR01	7702003
Acoustic hood for 2 cylinder compressor	7755002
Oil equalisation nut	8153127

Spare parts
Code no.

Mounting kit for 1 and 2 cylinder compressor, including 3 grommets, 3 bolts	8156001
Oil sight glass with gaskets (black & white)	8156019
Gasket for oil sight glass (black chloroprene)	8156145
Service kit for terminal box 80 x 96 mm, including 1 cover, 1 clamp	8156134



Danfoss can accept no responsibility for possible errors in catalogues, brochures and other printed material. Danfoss reserves the right to alter its products without notice. This also applies to products already on order provided that such alternations can be made without consequential changes being necessary in specifications already agreed. All trademarks in this material are property of the respective companies. Danfoss, the Danfoss logotype and Maneurop are trademarks of Danfoss A/S. All rights reserved.