



INSTALLATION AND MAINTENANCE INSTRUCTIONS FOR AXC



5FI12193 rev.2

READ AND SAVE THESE INSTRUCTIONS

WARNING: MAKE SURE THAT THE ELECTRICAL SERVICE TO THE FAN IS LOCKED IN THE "OFF" POSITION.

WARNING: DO NOT CONNECT THE POWER SUPPLY UNTIL THE FAN IS COMPLETELY INSTALLED.

INSTALLATION

1. Turn centrifugal impeller by hand to make sure it rotates freely. If impeller hits the orifice, adjust the fit by loosening the motor bracket screws, adjusting the wheel location, and then re-tightening all fasteners.
2. Attach the mounting brackets to the fan (as per illustration).
3. Using the mounting brackets, attach the fan to a permanent structure.
4. Connect the duct to both the inlet and discharge of the fan.

CAUTION: "For General Ventilation Use Only. Do Not Use To Exhaust Hazardous Or Explosive Material and Vapours".

WARNING: TO REDUCE THE RISK OF FIRE, ELECTRICAL SHOCK, OR INJURY TO PERSONS, OBSERVE THE FOLLOWING:

1. Use this unit only in the manner intended by the manufacturer. If you have any questions, contact your manufacturer.
2. Before servicing or cleaning unit, switch power off at the service panel and lock the service disconnecting means to prevent power from being switched on accidentally. When the service disconnecting means cannot be locked, securely fasten a prominent warning device, such as a tag, to the service panel.
3. This unit has rotating parts, safety precautions should be exercised during installation, operation and maintenance.
4. Installation and electrical wiring must be done by a qualified person(s) in accordance with all applicable building codes and safety standards, including fire rated construction.
5. Sufficient air is needed for proper combustion and exhausting of gases through the flue (chimney) of fuel burning equipment to prevent backdrafting. Follow the heating equipment manufacturer's guidelines and safety standards, such as those published by the National Fire Protection Association (NFPA), the American Society of Heating, Refrigeration and Air Conditioning Engineers (ASHRAE), and local code authorities.
6. When cutting into walls or ceilings, take care to not damage any electrical wiring or other hidden utilities.
7. Ducted fans must always be vented to the outdoors when used to exhaust moist / humid air.
8. **CAUTION:** This unit has an unguarded impeller. Do not use in locations readily accessible to people or animals.
9. NEVER place a switch where it can be reached from a tub or a shower.
10. If this unit is to be installed over a tub or shower, it must be marked as appropriate for the application and be connected to a GFCI (Ground Fault Circuit Interrupter) – protected branch circuit.
11. **GUARDS MUST BE INSTALLED WHEN FAN IS WITHIN REACH OF PERSONNEL, OR WITHIN SEVEN (7) FEET OF WORKING LEVEL, OR WHEN DEEMED ADVISABLE FOR SAFETY.**
12. Suitable for use with solid-state speed controls.

CAUTION: To reduce the risk of fire and to properly exhaust air, be sure to duct air outside – Do not vent exhaust air into spaces within walls or ceiling or into attics, crawls spaces, or garages.

USER SERVICING INSTRUCTIONS

WARNING: MAKE SURE THAT THE ELECTRICAL SERVICE TO THE FAN IS LOCKED IN THE "OFF" POSITION BEFORE PERFORMING ANY MAINTENANCE.

The impellers must be inspected regularly. In order to inspect the impeller, disconnect and lock out the power supply, and remove fan from the duct work. Inspect the impeller, remove any obstructions, and clean with a damp cloth. Any accumulation of dust or dirt must be removed, in order

to keep the fan running vibration free.

All AXC model exhaust fans are built with bearings that are sealed for life, and do not require lubrication.

WARRANTY

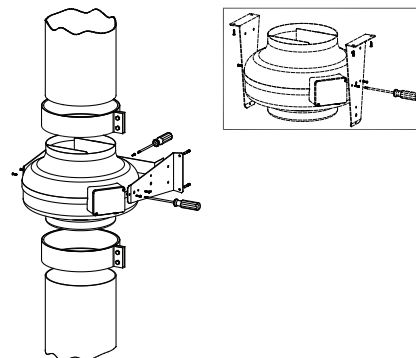
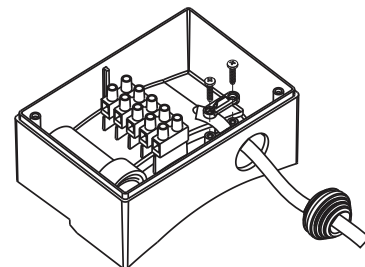
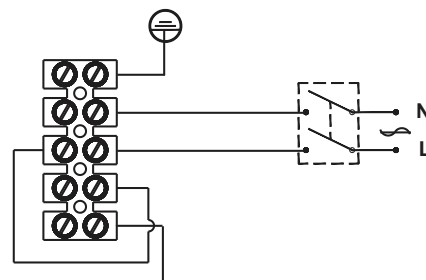
Continental Fan/Aeroflo AXC fans are warranted against defects in material and workmanship for a period of five years from the date of purchase, when properly installed, operated and maintained in accordance with instructions. All other products are warranted for a period of one year from the date of purchase.

This warranty does not apply to:

1. Product that has been modified, installed/wired improperly, abused, misused or damaged due to conditions such as excessive temperature, corrosive and/or abrasive environments.
2. Claims must be filed with the carrier, by the purchaser, for any shipping damage, either concealed or visible.
3. Product which has had the identification label removed or altered.

No other warranties, expressed implied or written, shall apply to this product.

Continental Fan/Aeroflo shall not be responsible for any consequential or incidental damage, loss of property, revenue or profit, cost of removal, installation, personal damage or loss of life, or for any breach of warranty, regardless of how caused.



USA - Continental Fan Manufacturing Inc.

Buffalo, NY ~ Dayton, OH

T: 716-842-0670 • 800-779-4021 • F: 716-842-0611

Canada - Continental Fan Canada Inc.

Mississauga, ON

T: 905-890-6192 • 800-779-4021 • F: 905-890-6193



INSTALLATION ET ENTRETIEN DU VENTILATEUR AXC



VEUILLEZ LIRE ET CONSERVER CES INSTRUCTIONS

AVERTISSEMENT: VEILLES À CE QUE LE SERVICE ÉLECTRIQUE DU VENTILATEUR SOIT BLOQUÉ EN POSITION "OFF". AVERTISSEMENT: NE BRANCHEZ PAS LE CORDON D'ALIMENTATION AVANT QUE L'INSTALLATION DU VENTILATEUR NE SOIT TERMINÉE.

INSTALLATION

1. Tourner la turbine centrifuge manuellement pour vérifier si elle tourne correctement. Si la turbine frappe l'embouchure, dévisser le support du moteur, régler l'emplacement de la roue et revisser toutes les attaches.
2. Fixer les supports de montage sur le ventilateur (voir l'illustration).
3. Fixer le ventilateur à une structure permanente à l'aide des supports de montage.
4. Raccorder la gaine à l'arrivée et à la sortie d'air du ventilateur.

AVERTISSEMENT: "Pour ventilation générale seulement. Ne pas utiliser pour évacuer des matières et des vapeurs nocives ou explosives".

AVERTISSEMENT: POUR RÉDUIRE LES RISQUES D'INCENDIE, DE CHOC ÉLECTRIQUE OU DE BLESSURES PHYSIQUES, PRIÈRE D'OBSERVER LES CONSIGNES SUIVANTES.

1. N'utiliser ce dispositif qu'en conformité des directives du fabricant. Si vous avez des questions, communiquez avec le fabricant.
2. Avant toute opération d'entretien ou de nettoyage, couper l'alimentation au réseau électrique et verrouiller le panneau de service pour éviter que le ventilateur ne soit mis en marche accidentellement.
3. Ce dispositif a des pièces tournantes. Il faut donc être prudent lors de l'installation, du fonctionnement et de l'entretien.
4. L'installation et le câblage électrique doivent être effectués par des personnes compétentes, en conformité du code du bâtiment et des normes de sécurité, y compris les bâtiments classés résistants au feu.
5. De l'air en quantité suffisante est nécessaire pour une combustion correcte et pour l'extraction des gaz par le conduit (la cheminée) des équipements utilisant des combustibles afin de prévenir une explosion de fumées. Observer les consignes du fabricant de l'équipement de chauffage et les normes de sécurité, notamment celles publiées par la National Fire Protection Association (NFPA), la American Society of Heating, Refrigeration and Air Conditioning Engineers (ASHRAE), et les autorités du code local.
6. Lorsque vous percez un mur ou un plafond, assurez-vous de ne pas endommager le câblage électrique ou autres services cachés.
7. Les ventilateurs canalisés doivent toujours ventiler à l'extérieur lorsqu'ils servent à évacuer de l'air humide.
8. **AVERTISSEMENT:** La roue à ailettes de cet appareil n'est pas protégée. Ne pas utiliser l'appareil dans des endroits accessibles aux humains ou aux animaux.
9. **N'INSTALLEZ JAMAIS** d'interrupteur près d'un bain ou d'une douche.
10. Si cet appareil doit être installé au-dessus d'un bain ou d'une douche, il doit être identifié comme étant propice à une telle installation et être connecté à un branche du circuit protégé par un GFCI (Ground Fault Circuit Interrupteur).
11. **DES DISPOSITIFS DE PROTECTION DOIVENT ÊTRE INSTALLÉS LORSQUE LE VENTILATEUR EST À PROXIMITÉ DE PERSONNEL, DANS UN DIAMÈTRE DE SEPT (7) PIEDS D'UNE AIRE DE TRAVAIL OU POUR FINS DE SÉCURITÉ.**
12. Approprié pour utilisation avec régulateurs de vitesse électroniques à semi-conducteurs.

AVERTISSEMENT: pour réduire le risque d'incendie et extraire l'air correctement, s'assurer que l'air est expulsé dans un conduit portant à l'extérieur. Ne pas expulser l'air extrait dans des espaces inclus entre deux murs ou deux plafonds, greniers, sous-sol ou garages.

INSTRUCTIONS D'ASSISTANCE POUR L'UTILISATEUR

AVERTISSEMENT: VEILLES À CE QUE LE SERVICE ÉLECTRIQUE DU VENTILATEUR SOIT BLOQUÉ EN POSITION "OFF" AVANT D'EFFECTUER L'ENTRETIEN.

Les roues à ailettes doivent être vérifiées régulièrement. Pour vérifier la roue à ailettes, débrancher et verrouiller l'alimentation électrique, et enlever le ventilateur de la gaine. Vérifier la roue à ailettes, enlever les débris et nettoyer avec un linge humide.

Il faut enlever toute la poussière ou les saletés pour éviter les vibrations. Tous les extracteurs d'air de modèle AXC sont assortis de roulements scellés en permanence et n'ont pas besoin d'être lubrifiés.

GARANTIE

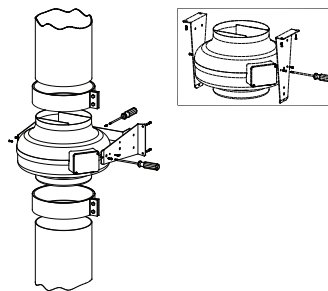
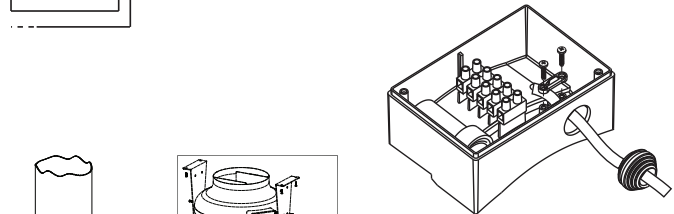
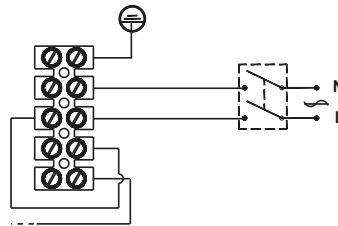
Les ventilateurs AXC Continental Fan sont garantis contre les vices de fabrication pendant cinq ans à compter de la date d'achat, lorsqu'ils sont installés, exploités et entretenus selon les directives. Tous les autres produits sont garantis pendant une période d'un an suivant la date d'achat.

Cette garantie exclut:

1. Les produits qui ont été modifiés, mal installés ou câblés, abusés, mal utilisés ou endommagés suite à des conditions telles qu'une température excessive, un environnement corrosif et/ou abrasif.
2. Les dommages en cours de transport, qu'ils soient cachés ou apparents. L'acheteur doit présenter sa demande d'indemnisation au transporteur.
3. Un produit dont l'étiquette d'identification a été enlevée ou modifiée.

Nulle autre garantie, expresse, implicite ou écrite, ne s'applique à ce produit.

Continental Fan n'assume aucune responsabilité pour les dommages indirects ou accessoires, la perte de biens matériels, les frais d'élimination, l'installation, les blessures ou la perte de vie ou tout autre bris de garantie, quel qu'en soit la cause.



USA - Continental Fan Manufacturing Inc.

Buffalo, NY ~ Dayton, OH

T: 716-842-0670 • 800-779-4021 • F: 716-842-0611

Canada - Continental Fan Canada Inc.

Mississauga, ON

T: 905-890-6192 • 800-779-4021 • F: 905-890-6193

TERMS & CONDITIONS OF SALE

QUOTATIONS

Quotations are valid for thirty (30) days from date of issue. Unless stated otherwise, prices and deliveries are FOB Vendor's factory. Prices do not include any taxes with respect to the sale, purchase, delivery, storage, processing, use, consumption or transportation of any materials. Any such taxes shall be for the account of Buyer.

Materials specifications are subject to change without notice. All orders under \$500.00 are subject to a minimum \$5.00 handling fee. Minimum order value \$50.00.

REPRESENTATIONS

Vendor makes no representations whatsoever as to the fitness, capacity or performance of any materials excepting only to such extent (if any) as is specifically set forth on the quotation. In the event that materials do not comply with such a representation, Buyer shall notify Vendor within 30 days of shipment from Vendor's factory, and afford the Vendor reasonable opportunity to correct such non-compliance.

Buyer shall pay Vendor's list price of any new part then installed, and shall be entitled to credit for Vendor's list of any old part for which the same is substituted, and shall pay Vendor's shipping charges on such old and new parts.

In the event that Vendor is unable to correct such noncompliance, Buyer may at its own expense return the entire materials, FOB Vendor's factory, and Vendor shall then credit Buyer with the full purchase price, excluding shipping charges.

PAYMENT TERMS

Unless stated otherwise in Vendor's quotation, payment shall be due Net 30 days from date of invoice, without regard to the date of delivery of materials. An interest charge equal to 2% per month (24% per year) will be added to overdue invoices. In addition, Vendor reserves the right to change terms and require pre-payment from any Buyer whose account is overdue or found to have an unsatisfactory credit or payment record.

Vendor may also refuse to sell to any Buyer until overdue accounts are paid in full. All payment terms must be approved in writing by Vendor's Credit Department.

BUYER'S ORDER

A Buyer's purchase order shall be deemed to incorporate, without exemption, all of the terms and conditions of the quotation, notwithstanding any printed order form of Buyer containing additional or contrary terms or conditions, unless Buyer shall have expressly advised Vendor to the contrary in writing apart from the printed provisions of such order, and same have been accepted by Vendor in writing.

ORDER ACCEPTANCE

All purchase orders are subject to acceptance by Vendor's management and credit approval. No order will be shipped if account is past due.

CANCELLATIONS, CHANGES, ALTERATIONS

Written consent by Vendor is required for the following: cancellation of order; change of project scope; alteration to contract; change to materials specifications; change to original specified delivery date; any other change that materially affects the contract. If any of the above should result in loss or additional cost, Vendor reserves the right to seek terms that provide indemnity for any loss, including expenses incurred and commitments made.

SHIPPING AND DELIVERY

1. Vendor will attempt to meet the shipment date provided on order acknowledgement, but does not guarantee to do so.
2. All orders are accepted subject to delay caused by war, riots, civil commotion, fire, labor disputes, restrictions of any government agency, or other causes beyond the Vendor's control.
3. Vendor will not be held responsible for consequential or incidental damages arising from any delays in delivery.
4. Unless otherwise stated on Buyer's order, orders that include special or nonstock materials may be processed as split shipments, at Vendor's option. On split shipments, stock items will be shipped

immediately, and special or nonstock materials will be shipped when available.

5. Claims for shipment shortages or damages must be reported immediately upon receipt of materials.
6. For shortages, Buyer is to sign only for the number of pieces received, and contact factory immediately.
7. For materials damaged during shipment, whether concealed or visible, it is the responsibility of Buyer to file claims with the carrier, regardless of responsibility for freight charges (prepaid, collect, etc.).
8. No credit will be allowed for the return of materials damaged in shipment.

TITLE

Title to materials supplied passes to Buyer at time of shipment, regardless of responsibility for freight charges (prepaid, collect, etc.). Accordingly, the responsibility for filing claims for loss or damage incurred during transit is the responsibility of Buyer. Vendor agrees to assist in these matters, but does not assume liability or responsibility for final settlement or collection of claims.

CLAIMS, DAMAGES, BACKCHARGES, ETC.

Vendor shall not be liable, under any circumstances, for any special, indirect, consequential or coincidental damages of any kind whatsoever, whether growing out of the use, inability to use, failure of, defects in the condition of, delay in delivery, nondelivery or otherwise of materials. Vendor will not approve or accept backcharges for labor, materials or other costs incurred by Buyer or others in the modification, adjustment, service or repair of furnished materials. Buyer assumes all risk and responsibility for the use of materials and for the results obtained by any such use, and agrees to hold the Vendor harmless from any liability arising out of such use by Buyer, or by any subsequent purchaser from Buyer. In no event shall any claim made by a Buyer be greater than the purchase price of the particular materials in respect of which damages are claimed.

LIMITED WARRANTY

Subject to the provisions of the clauses herein, Vendor agrees to correct any defect or defects in workmanship or materials which may develop under proper and normal use, by repair or by replacement of the defective part or equipment, at Vendor's option, FOB factory. Unless otherwise stated, the warranty period shall be one (1) year from date of shipment. The exceptions to this warranty period are:

AXC and EXT Duct Fans	Five (5) years
Aerofan Superior Bathroom Fans	Three (3) years
CX Complete Air Purification Systems	Two (2) years

This warranty is provided to the original Buyer, and may not be transferred, sold or bartered. Motors, drives, electrical controls and other components manufactured for Vendor by others are not covered by these warranty provisions. All warranty claims must be processed through point of purchase. All warranty repair work must be performed either at the factory or by a factory certified service center. For additional information regarding warranties, see Vendor document Warranty-0909.

RETURN POLICY

1. Special orders, non-stock and obsolete materials are not returnable under any circumstances.
2. Collect shipments of returned materials will not be accepted.
3. Materials returned without a Return Materials Authorization (RMA) number will not be accepted.
4. At its discretion, Vendor may issue an RMA number and a ship to address for materials to be returned.
5. Returned materials are subject to a restocking charge to cover the cost of processing, inspection and repackaging.
6. All materials assigned an RMA number must be properly packaged and shipped PREPAID.
7. RMA number must be clearly visible on the outside of packaging.
8. A copy of the Bill of Sale to verify purchase date must accompany shipment.