

PRODUCT INFORMATION PACKET



Model No: H686

Catalog No: H686

Condenser Fan Motor, 1.0 HP, 3 Ph, 60 Hz, 460/200-230 V, 900 RPM, U56Y Frame, OPEN



Regal and Century are trademarks of Regal Rexnord Corporation or one of its affiliated companies.

©2023 Regal Rexnord Corporation, All Rights Reserved. MC017097E





Nameplate Specifications

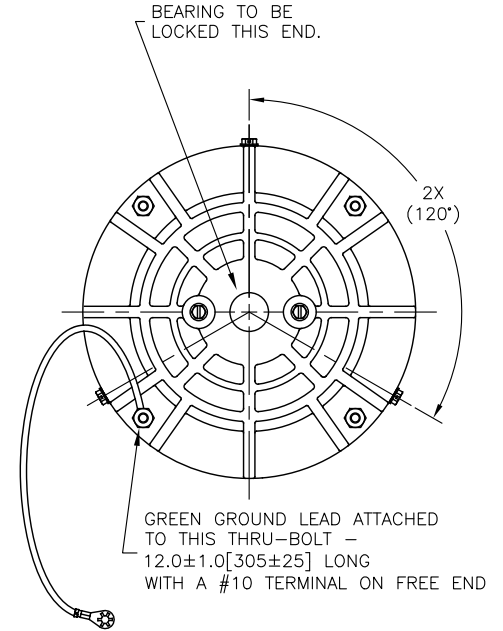
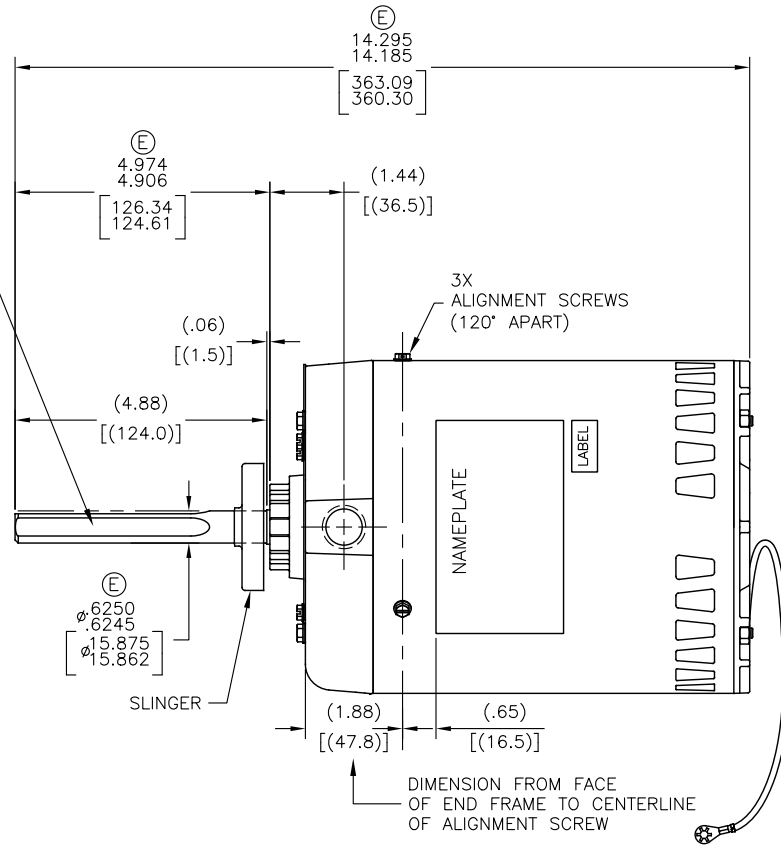
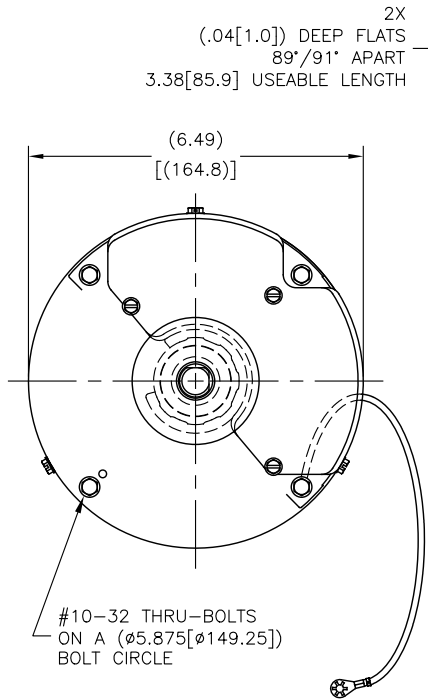
Output HP	1.0 Hp	Output KW	0.75 kW
Frequency	60 Hz	Voltage	460/200-230 V
Current	2.0/4.4-4.0 A	Speed	850 rpm
Service Factor	1	Phase	3
Efficiency	68 %	Duty	Continuous Air Over
Insulation Class	B	Frame	U56Y
Enclosure	Open Enclosed	Thermal Protection	Thermally Protected
Ambient Temperature	60 °C	UL	Recognized
CSA	Y	CE	N
Number of Speeds	1		

Technical Specifications

Electrical Type	Polyphase, Induction Type, Single Or Dual Voltage	Starting Method	Across The Line
Poles	8	Rotation	Reversible Clockwise
Mounting	Round	Drive End Bearing	Ball
Opp Drive End Bearing	Ball	Frame Material	Rolled Steel
Shaft Type	Flat	Overall Length	14.30 in
Frame Length	7.00 in	Shaft Diameter	0.625 in
Shaft Extension	4.974 in		
Connection Drawing	17564810.PCX	Outline Drawing	H686-S01

This is an uncontrolled document once printed or downloaded and is subject to change without notice. Date Created:03/15/2023

FRAME	TYPE
U56Y	SC



NOTE

1. CTQ REQUIREMENT SEE EP000105-008.
2. RoHS & REACH ETC REQUIREMENT SEE EP000014

CRITICAL TO QUALITY CHARACTERISTICS(CTQs)	DRAWING REVISION	REVISION BY	DATE	TOLERANCES UNLESS OTHERWISE SPECIFIED	DRAWN BY:	Regal Beloit America, Inc.
	ECO	MINJING JIANG	09-15-2021	DEC. INCH mm ANGLE	DATE:	
(P) PROCESS	ECR-0212480	APPROVED BY	DATE	.X ±0.1 [±3] ±0.5°	APPROVED BY:	DESCRIPTION
(E) ENGINEERING	ADD NAMEPLATE AND LABEL LOCATION	XULU REN	09-15-2021	.XX ±0.02 [±0.5]	DATE:	MODEL-CFHP-56FR
(A) APPLICATION	<small> COPYRIGHT REGAL BELOIT AMERICA, INC. ALL RIGHTS RESERVED. PROPRIETARY AND CONFIDENTIAL INFORMATION - THIS DOCUMENT IS THE PROPERTY OF REGAL BELOIT AMERICA, INC. "OWNERS" AND CONSIDERS OWNER'S PROPRIETARY INFORMATION. ANY PERSON, CORPORATION OR OTHER FIRM RECEIVING IT IS DEEMED BY RECEIVING IT, TO AGREE THAT IT, AND/OR ANY PART OF IT, SHALL NOT BE DISCLOSED TO ANY PERSON, CORPORATION OR OTHER ENTITY, DUPLICATED, AND/OR USED, EXCEPT AS EXPRESSLY APPROVED IN WRITING IN ADVANCE BY OWNER. THIS DOCUMENT SHALL BE RETURNED TO OWNER UPON REQUEST. IT MAY BE SUBJECT TO CERTAIN RESTRICTIONS UNDER APPLICABLE EXPORT CONTROL LAWS AND REGULATIONS. </small>			.XXX ±0.005 [±0.13]	07-13-1992	MATERIAL
(R) REGULATORY				.XXXX ±0.0005 [±0.013]	REFERENCE	PROCESS/FINISH
(L) LIFE				REMOVE BURRS & BREAK SHARP EDGES .003/.015 [0.08/.38]	THIRD ANGLE PROJECTION	SIZE DWG NO
				CORNER FILLETS .02 [.5]		H686
				MACHINED SURFACES		SHEET
				INCH ¹²⁵ / mm ³²		1
				mm SHOWN IN [BRACKETS]		

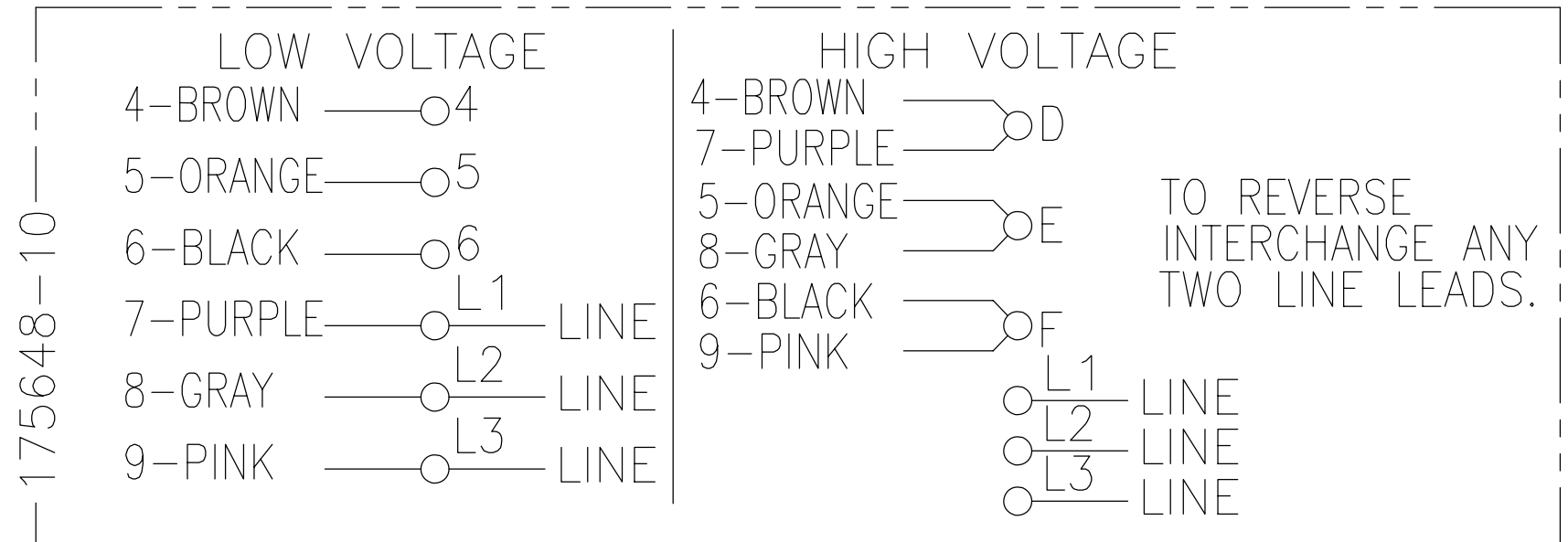
4

3

2

1

REV	ECO	REV BY	DATE	APPD	DATE
C	ECO-0027036	J. COX	11-19-2012	C. McREYNOLDS	11-19-2012



NOTES:

1. DOTTED BOX REPRESENTS TOTAL PRINTED AREA ALLOWED FOR CONNECTION DIAGRAM TO FIT IN (2.13 X .75) [(541.0 X 19.1)]. SEE NAMEPLATE DRAWING 170500 OR 170501 FOR LOCATION.
2. CHARACTERS ARE TO BE A MINIMUM OF .03[.8] TO .06[1.5] MAXIMUM IN HEIGHT.
3. DETAIL ARE NOT TO BE COPIED FROM DRAWING, BUT ARE TO BE REPRODUCED FROM ORIGINAL ARTWORK FURNISHED.

GEOMETRIC CHARACTERISTICS & SYMBOLS

- ▭ FLATNESS
 - STRAIGHTNESS
 - ∠ ANGULARITY
 - ⊥ PERPENDICULARITY (SQUARENESS)
 - // PARALLELISM
 - ROUNDNESS (CIRCULARITY)
 - ⊘ CYLINDRICITY
 - △ PROFILE OF ANY SURFACE
 - ∩ PROFILE OF ANY LINE
 - ↗ RUNOUT
 - ⊕ TRUE POSITION
 - ◎ CONCENTRICITY
 - ≡ SYMMETRY
- ASME Y14.5M 1994

UNLESS OTHERWISE SPECIFIED DIM. TOLERANCES ARE AS FOLLOWS:

	X	XX	XXX	XXXX
INCH	±.1	±.02	±.005	±.0005
mm	±0.5	±0.13	±0.013	
ANG. ±.50 DEG				
REMOVE BURRS & BREAK SHARP EDGES:				
	INCH .003-.015	mm 0.1-0.4		
CORNER FILLETS TO:				
	INCH .020	mm 0.5		
MACHINE SURFACES:				
	INCH 125	mm 3.2		

METRIC DIMS. SHOWN IN [BRACKETS]

DR BY:	PLM	02-17-1989
APPD:	MH	02-21-1989
THIRD ANGLE PROJECTION		EDS DATE 11-11-2011 FORMAT REV H

CONFIDENTIAL: THIS DRAWING AND ITS INFORMATION ARE THE EXCLUSIVE AND CONFIDENTIAL PROPERTY OF REGAL-BELOIT CORPORATION AND ARE NOT TO BE DISCLOSED, DUPLICATED, DISTRIBUTED OR OTHERWISE USED WITHOUT THE WRITTEN CONSENT OF REGAL-BELOIT CORPORATION. -ALL RIGHTS RESERVED.

		REGAL-BELOIT CORPORATION	
DESCRIPTION CONN DIAGRAM-NAMEPLATE			
SIZE	B	DWG NO	17564810
SCALE	NONE	SHEET 1	

4

3

2

1

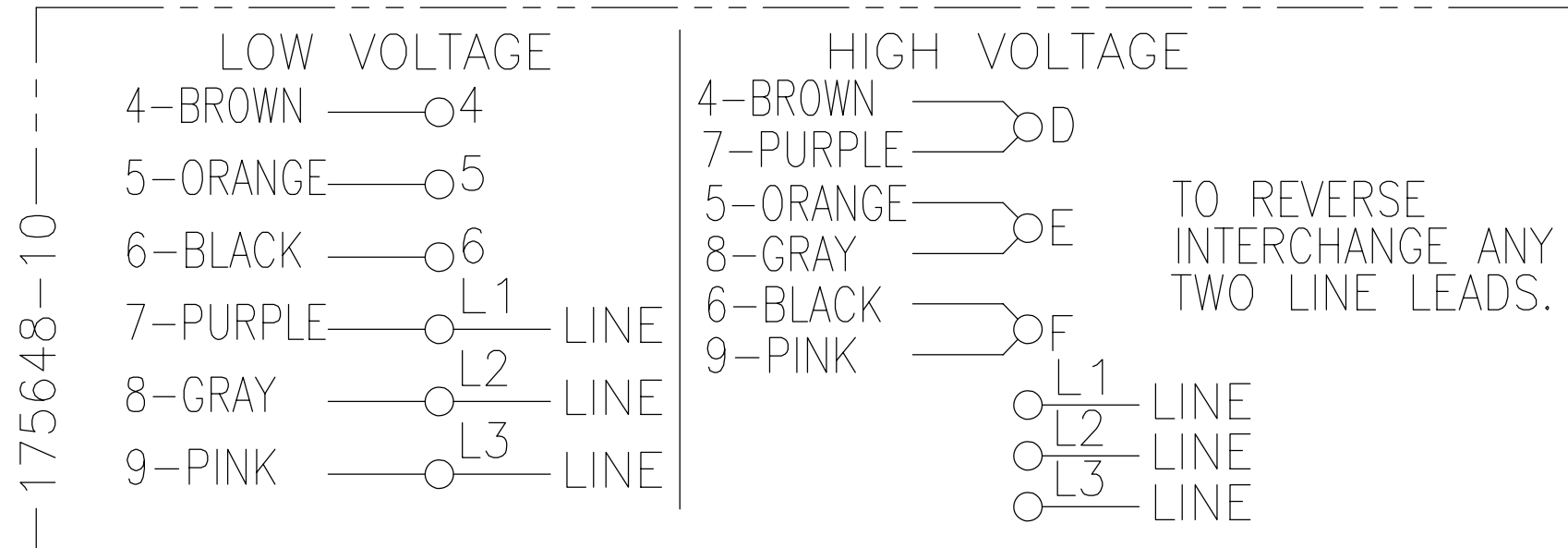
4

3

2

1

REVISION:	ECO	REVISADO POR:	FECHA:	APROBADO POR:	FECHA:
C	ECO-0027036	J. COX	11-19-2012	C. McREYNOLDS	11-19-2012



NOTAS:

1. LA CAJA PUNTEADA REPRESENTA EL AREA TOTAL DE IMPRESION PERMITIDA PARA EL DIAGRAMA DE CONEXION AJUSTADO EN (2.13 X .75) [(541.0 X 19.1)]. VER LA PLACA DE DATOS EN EL DIBUJO 170500 O 170501 PARA UBICACION.
2. CARACTERES DEBEN ESTAR A UNA ALTURA MINIMA DE .03[.8] A UNA MAXIMA DE .06[1.5].
3. LOS DETALLES NO SERAN COPIADOS AL DIBUJO, PERO DEBEN SER PRODUCIDOS DESDE EL BOCETO ORIGINAL PROPORCIONADO.

CARACTERISTICAS DE GEOMETRIA Y SIMBOLOS

- ∇ PLANICIDAD
- RECTITUD
- ∠ ANGULARIDAD
- ⊥ PERPENDICULARIDAD (A ESCUADRA)
- // PARALELISMO
- REDONDEZ (CIRCULARIDAD)
- ⊘ CILINDRICIDAD
- △ PERFIL DE CUALQUIER SUPERFICIE
- ∩ PERFIL DE CUALQUIER LINEA
- ↗ VARIACION
- ⊕ POSICION REAL
- ◎ CONCENTRICIDAD
- ≡ SIMETRIA

ASME Y14.5M 1994

A MENOS QUE SE ESPECIFIQUE DE OTRA MANERA, LAS TOLERANCIAS DE LAS DIMS; SON LAS SIGUIENTES:

PULG	±.1	±.02	±.005	±.0005
mm	±0.5	±0.13	±0.013	

ANG. ±.50 GRADOS

ELIMINAR REBABAS Y ORILLAS FILOSAS DEL BORDE.

PULG .003-.015 mm 0.1-0.4

FILETEAR ESQUINA: PULG .020 mm 0.5

MAQUINAR SUPERFICIES

PULG 125 mm 3.2

DIMS METRICAS MOSTRADAS [PARENTESIS]

DIBUJADO POR:	PLM	02-17-1989
APROBADO POR:	MH	02-21-1989
TERCER ANGULO DE PROYECCION		FECHA EDS: 11-11-2011 REV. FORMATO: H
CONFIDENCIAL: ESTE DIBUJO Y SU INFORMACION SON PROPIEDAD DE USO EXCLUSIVO Y CONFIDENCIAL DE REGAL-BELOIT CORPORATION Y NO DEBERAN SER REVELADOS, DUPLICADOS, DISTRIBUIDOS O USARSE DE OTRA MANERA SIN EL CONSENTIMIENTO ESCRITO DE REGAL-BELOIT CORPORATION. -TODOS LOS DERECHOS RESERVADOS.		

		REGAL-BELOIT CORPORATION	
DESCRIPCION:			
CONN DIAGRAM-NAMEPLATE			
TAMAÑO:	B	NUMERO DE DIBUJO:	17564810
ESCALA:	NONE	HOJA:	1

4

3

2

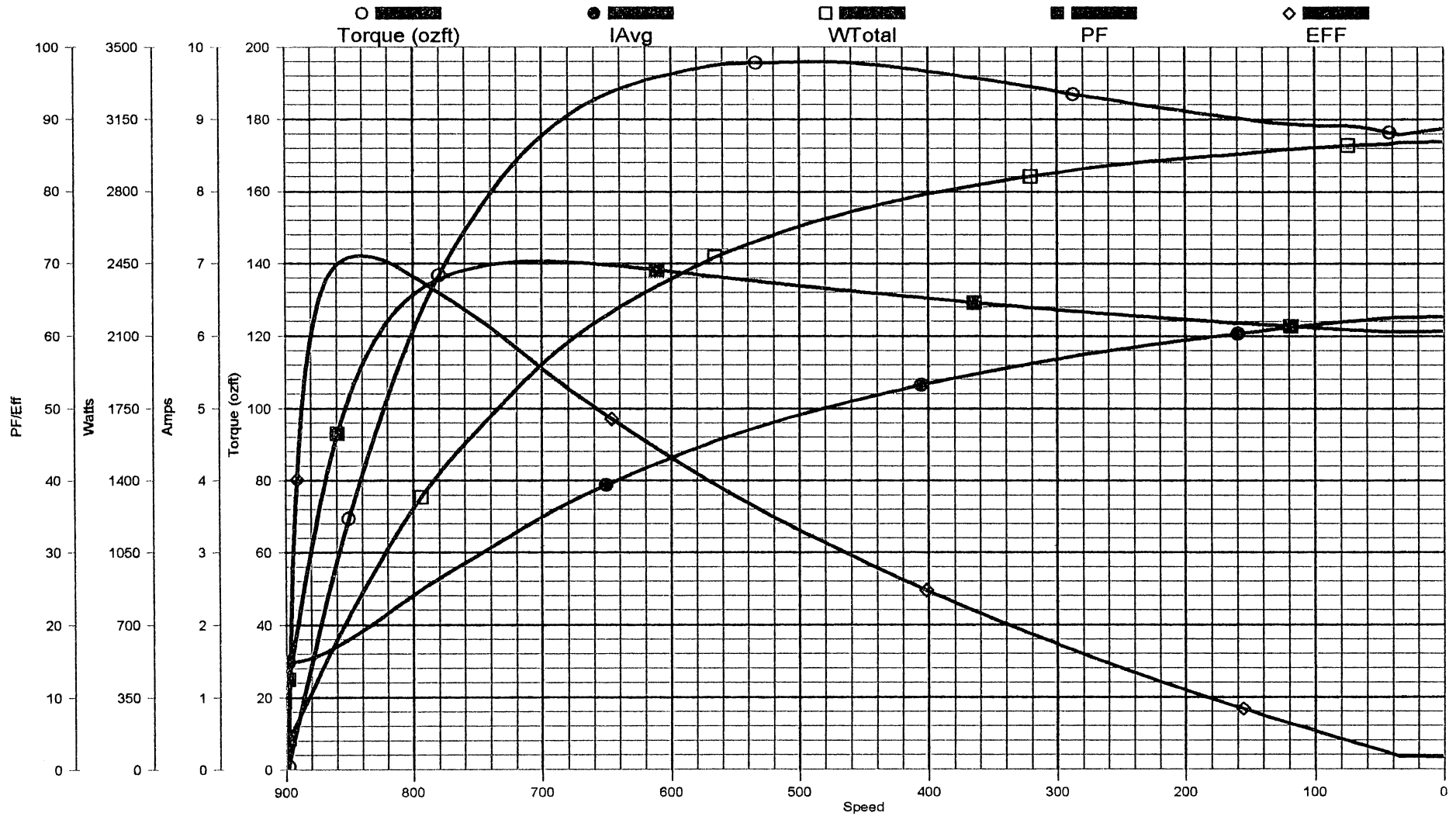
1

AO Smith

H686V

Performance Down Project: 0500887 (High Speed)

Monday, October 31, 2005 05:50 AM



TRACKING #: 10042579
 SBU: Heating & Air Cond
 ENGINEER: DAVE WOOD
 TECHNICIAN: DAN THOMPSON
 TORQUE CELL: 500-1 inlb
 NP RPM: 850
 # SPEEDS: 1
 MOTOR #: 1
 COMMENT 2:

CUSTOMER: DISTRIBUTION
 MODEL: 0500887A
 FRAME: 56Y
 PHASES: 3
 VOLTS: 460.0
 HERTZ: 60
 RUN CAP: 0.00
 COMMENT1:
 COMMENT 3:

DESCRIPTION: SYNC-0
 TYPE: SC
 BENCH: 2
 HP: 1.00
 ROTATION: CCW
 BDT: 195.98
 LRA: 6.27
 LRT: 177.48
 COMMENT 4: