

PRODUCT INFORMATION PACKET



Model No: 9600A

Catalog No: 9600A

Fan Coil & Air Conditioner Motor, 3/4,1/2,1/3 HP, 1 Ph, 60 Hz, 115 V, 1075 RPM, 3 Speed, 48 Frame,
SEMI ENCLOSED



Regal and Century are trademarks of Regal Rexnord Corporation or one of its affiliated companies.
©2022 Regal Rexnord Corporation, All Rights Reserved. MC017097E





Nameplate Specifications

Output HP	3/4,1/2,1/3 Hp	Output KW	0.56 kW
Frequency	60 Hz	Voltage	115 V
Current	12.6,8.8,6.6 A	Speed	1075 rpm
Service Factor	1	Phase	1
Duty	Air Over	Insulation Class	B
Frame	F48Y	Enclosure	Semi Enclosed
Thermal Protection	Automatic	Ambient Temperature	40 °C
UL	Recognized	CSA	Y
CE	N	Number of Speeds	3

Technical Specifications

Electrical Type	Permanent Split Capacitor	Starting Method	Across The Line
Poles	6	Rotation	Counterclockwise Lead End
Mounting	Extended Studs	Motor Orientation	Vertical Shaft Up Or Down
Drive End Bearing	Sleeve	Opp Drive End Bearing	Sleeve
Frame Material	Rolled Steel	Shaft Type	Double Flat
Overall Length	21.50 in	Frame Length	4.88 in
Shaft Diameter	0.500 in	Shaft Extension	8.00 in
Outline Drawing	F48Y90A01	Connection Drawing	614131-296

This is an uncontrolled document once printed or downloaded and is subject to change without notice. Date Created:11/29/2022

REV	ECO	REV BY	DATE	APPD	DATE
H	0025529	J.M.RAMIREZ	04-24-2012	R.RASCON	04-24-2012

GENERAL INFORMATION:

SHAFT RUNOUT: .001 [.03] T.I.R. PER INCH LENGTH OF EXTENSION

END PLAY: .010 TO .063 [.25 TO 1.60]

BEARINGS: SLEEVE

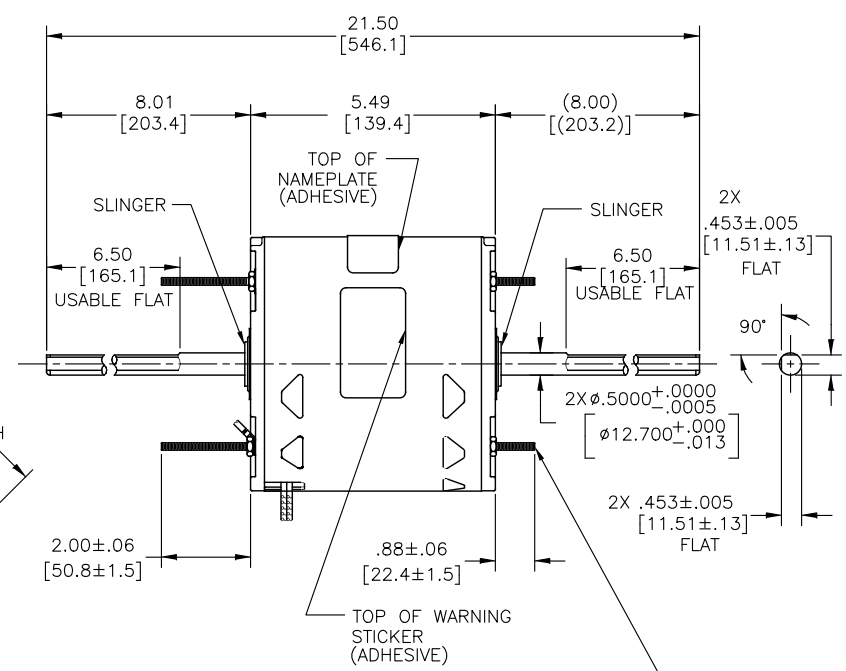
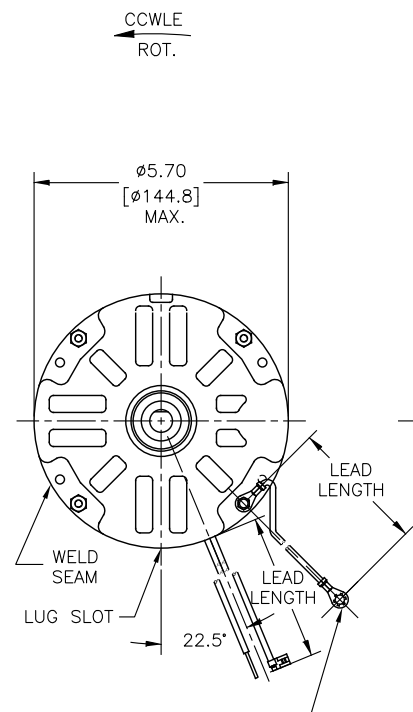
MOUNTING POSITION: ALL ANGLE

ELECTRICAL DATA:

OVERLOAD PROTECTOR: AUTOMATIC RESET (T.I. 7AM 036)

LEADS: NO. 18 GA., .03 [.8] THK. 125°C INSUL.

GROUND LEAD: NO. 16 GA., .03 [.8] THK. (GREEN/YELLOW) INSUL.



GROUND LEAD (TERMINAL AT MOTOR MUST NOT PROTRUDE BEYOND MOTOR O.D.)

4X #8-32 THD'S. EQUALLY SPACED ON A Ø5.147 [Ø130.73] B.C. (BOTH ENDS)

NAMEPLATE DATA:	EXTERNAL CONNECTION DIAGRAM
MODEL NO.: F48Y90A01 CUST. P/N: 9600A HP: 3/4, 1/2, 1/3 ROT.: CCWLE RPM: 1075 TYPE: UF FRAME: 48Y VOLTS: 115 PH: 1 AMPS: 12.6, 8.8, 6.6 HZ: 60 INS.: B AMB.: 40°C DUTY: AIR OVER CAP.: 10MFD/370V ENCL: SEMI-ENCL UL LOGO CSA LOGO THERMALLY PROTECTED	
614131-296	

GRN/YEL (GRD)	11.0/13.0 [279]/[330]	#10 EYELET
BROWN	37.0/39.0 [940]/[991]	.25[6.4] FLAG
BROWN/WHITE	37.0/39.0 [940]/[991]	.25[6.4] FLAG
WHITE	37.0/39.0 [940]/[991]	.50[12.7] SKIN
BLACK	37.0/39.0 [940]/[991]	.50[12.7] SKIN
BLUE	37.0/39.0 [940]/[991]	.50[12.7] SKIN
RED	37.0/39.0 [940]/[991]	.50[12.7] SKIN
COLOR	LENGTH	TERMINAL OR STRIP LENGTH

MAIN FRAME - OLE	SEMI-ENCLOSED
END FRAME - OLE	OPEN
MAIN FRAME - LE	SEMI-ENCLOSED
END FRAME - LE	OPEN

PERFORMANCE CURVE NO.	TORQUE @ 1075 RPM (25°C)	APPROVED SAMPLE	UL COMPONENT	CSA
C32663	67.5 OZ. FT.	0603158A	FILE # CCN#	FILE # CLASS#
			E46412	PRGY2 LR43341 4211-01

GEOMETRIC CHARACTERISTICS & SYMBOLS

- FLATNESS
- STRAIGHTNESS
- ∠ ANGULARITY
- ⊥ PERPENDICULARITY (SQUARENESS)
- ∥ PARALLELISM
- ROUNDNESS (CIRCULARITY)
- ⊘ CYLINDRICITY
- PROFILE OF ANY SURFACE
- PROFILE OF ANY LINE
- ∩ RUNOUT
- ⊕ TRUE POSITION
- ⊙ CONCENTRICITY
- ≡ SYMMETRY

ASME Y14.5M 1994

REGAL-BELOIT CORPORATION (RBC) PROVIDES TECHNICAL ASSISTANCE TO OUR CUSTOMERS IN SEVERAL AREAS. SINCE RBC DOES NOT RECEIVE ALL DATA CONCERNING THE USE AND APPLICATION OF THE MOTOR, THE SUITABILITY OF THE MOTOR FOR THE APPLICATION MUST BE DETERMINED BY THE CUSTOMER.

DIMENSIONS WITHOUT TOLERANCES ARE FOR REFERENCE ONLY.

DR BY: MEIYU.HE 03-09-2007

APPD:

THIRD ANGLE PROJECTION

EDS DATE 11-11-2011
FORMAT REV G

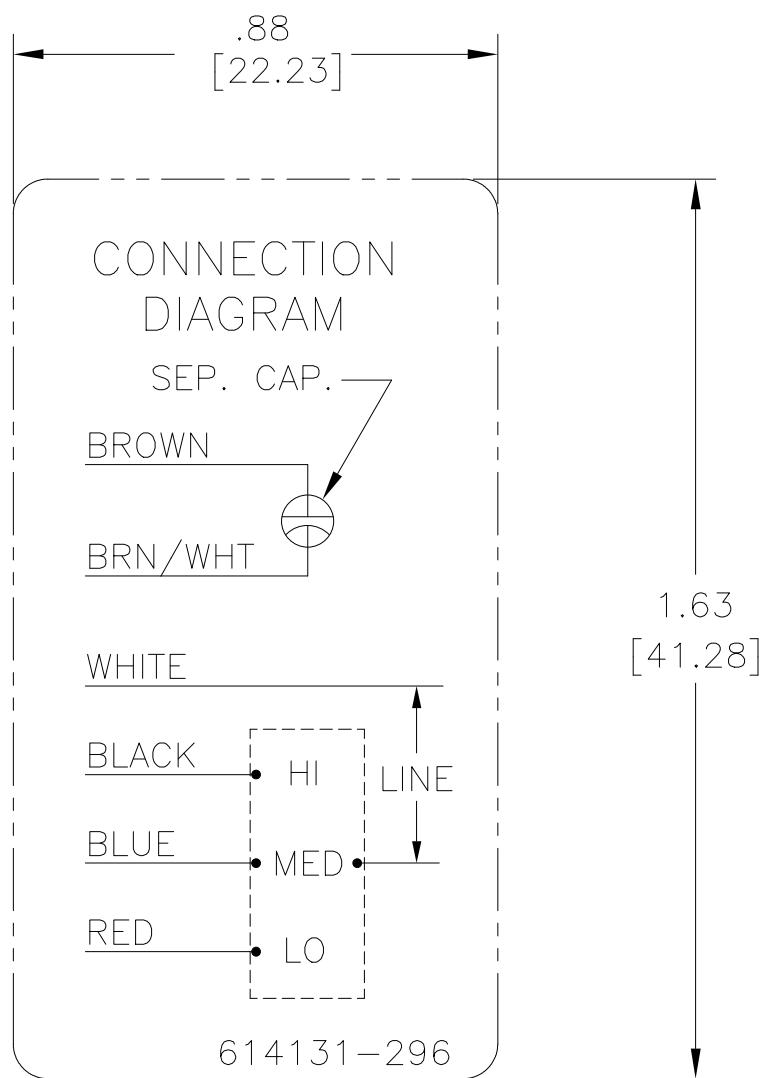
CONFIDENTIAL: THIS DRAWING AND ITS INFORMATION ARE THE EXCLUSIVE AND CONFIDENTIAL PROPERTY OF REGAL-BELOIT CORPORATION AND ARE NOT TO BE DISCLOSED, DUPLICATED, DISTRIBUTED OR OTHERWISE USED WITHOUT THE WRITTEN CONSENT OF REGAL-BELOIT CORPORATION. -ALL RIGHTS RESERVED.

REGAL-BELOIT CORPORATION

DESCRIPTION: MODEL-RFHP-48FR OUTLINE

SIZE: C DWG NO: F48Y90A01

SCALE: NONE SHEET: 1



NOTES:

1. FOR USE WITH 614129 NAMEPLATE BLANK
2. — — — — — INDICATES DIMENSION LIMITS
3. DIE TO BE MADE FROM MASTER SUPPLIED BY REGAL BELOIT CORPORATION
4. DIE MUST PRODUCE A LEGIBLE IMPRESSION.

DRAWING REVISION C		REVISION BY J. RUPERT	DATE 11-04-2021	TOLERANCES UNLESS OTHERWISE SPECIFIED		DRAWN BY: S.RECKERS		Regal Beloit America, Inc.				
ECO ECR-0213550		APPROVED BY J. RUPERT	DATE 11-04-2021	DEC.	INCH	mm	ANGLE			DATE: 06-21-2002		
ECO DESCRIPTION REVISED FOR UP ISSUE				.X	±0.1	[±2.5]	±0.5°	APPROVED BY: B.BLATTERMAN	DESCRIPTION CONN DIAGRAM-NAMEPLATE			
COPYRIGHT REGAL BELOIT AMERICA, INC. ALL RIGHTS RESERVED. PROPRIETARY AND CONFIDENTIAL INFORMATION - THIS DOCUMENT IS THE PROPERTY OF REGAL BELOIT AMERICA, INC. ("OWNER") AND CONTAINS OWNER'S PROPRIETARY INFORMATION. ANY PERSON, CORPORATION OR OTHER FIRM RECEIVING IT IS DEEMED, BY RECEIVING IT, TO AGREE THAT IT, AND/OR ANY PART OF IT, SHALL NOT BE DISCLOSED TO ANY PERSON, CORPORATION OR OTHER ENTITY, DUPLICATED, AND/OR USED, EXCEPT AS EXPRESSLY APPROVED IN WRITING IN ADVANCE BY OWNER. THIS DOCUMENT SHALL BE RETURNED TO OWNER UPON REQUEST. IT MAY BE SUBJECT TO CERTAIN RESTRICTIONS UNDER APPLICABLE EXPORT CONTROL LAWS AND REGULATIONS.				.XX	±0.02	[±0.51]		DATE: 06-21-2002				
								.XXX	±0.005	[±0.127]		REFERENCE 614131 SHT #30
				.XXXX	±0.0005	[±0.0127]		THIRD ANGLE PROJECTION	SIZE A	DWG NO 4 of 4	SHEET 1	
				REMOVE BURRS & BREAK SHARP EDGES .003/.015 [.076/.381] CORNER FILLETS .02 [.51] MACHINED SURFACES INCH ¹²⁵ / mm ^{3.2}						614131-296		
				mm SHOWN IN [BRACKETS]								