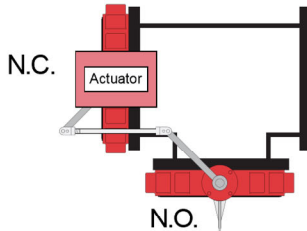


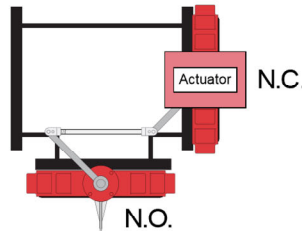
## VALVE FLOW PATTERNS

View is from top

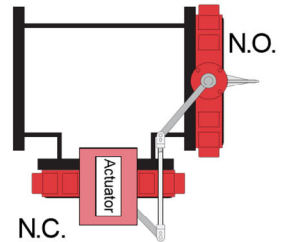
Configuration 1



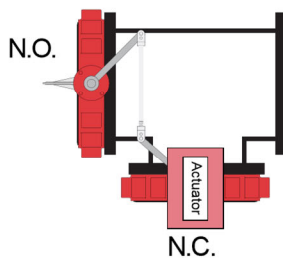
Configuration 2



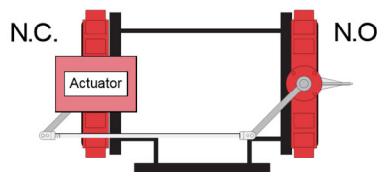
Configuration 3



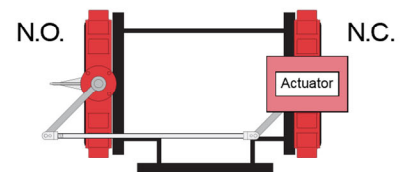
Configuration 4



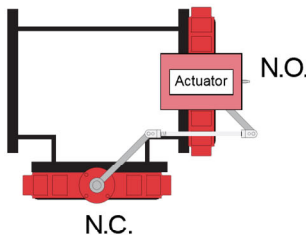
Configuration 5



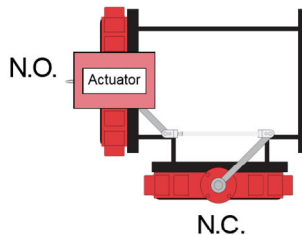
Configuration 6



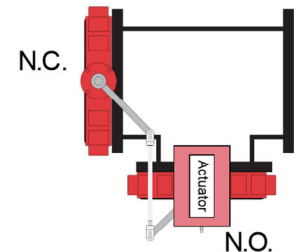
Configuration 7



Configuration 8

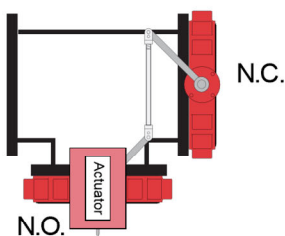


Configuration 9



Configuration 10

(PN placeholder is 0)



**Note:** All 3-Way butterfly valve assembly orders should have configuration specified. Pricing remains the same, however Bray must know the specifications in order to manufacture the appropriate linkage kit.

**Note:** Configurations 7-10 are limited to spring return actuators only.

**Note:** 3-Way assemblies with low-pressure pneumatic actuators (D-series), are limited to arrangements: 1, 2, 7, and 8.

**Note:** Unless otherwise requested valve will be shipped as illustrated by Configuration 3.